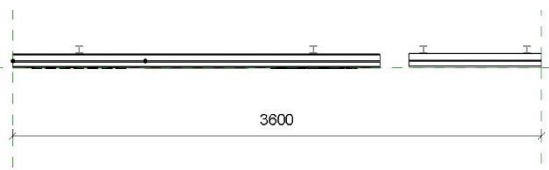

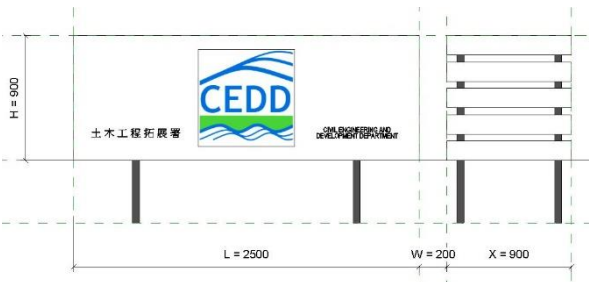
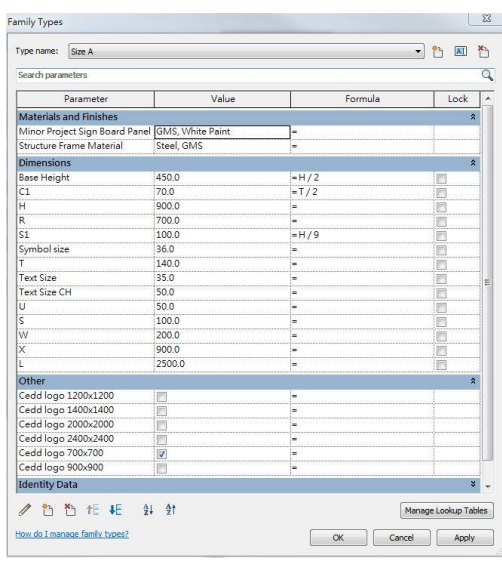
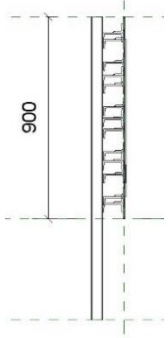



BIM OBJECT SHEET

QR Code for FM	SOFTWARE VERSION REVIT 2017	REFERENCE NUMBER CEDD-OS-0002
	DATE 06/2019	
	REVISION 00	

INPUT




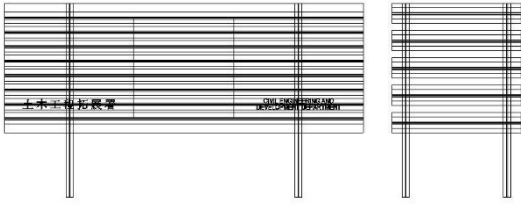
BIM OBJECT NAME TMW-MIS-CSH-___-___		BIM OBJECT CATEGORY Generic Model	LOD 300
 <p style="text-align: center;">3600</p>			
PLAN		3D	
 <p style="text-align: center;">H = 900 L = 2500 W = 200 X = 900</p>			
FRONT ELEVATION		PROPERTY / PARAMETER	
 <p style="text-align: center;">900</p>		3D GEOMETRY	
SIDE / SECTION ELEVATION		PROPERTY / PARAMETER	

2D SYMBOL NAME TMW-MIS-CSH-___-___-SYM	2D TAG / LABEL / ANNOTATION NAME XXX
	N.A.
2D SYMBOL	2D TAG / LABEL / ANNOTATION

REMARKS XXX

PURPOSE/ VALUE DRIVEN BIM OBJECT DELIVERABLES

OUTPUT

SHEET VIEW: PLAN	SHEET VIEW: ELEVATION																			
		PRESENTATION DRAWING																		
N.A.	N.A.	STATUTORY / AUTHORITIES SUBMISSION DRAWING																		
		TENDER / CONSTRUCTION DRAWING																		
<table border="1" style="width: 100%; border-collapse: collapse;"> <thead> <tr> <th colspan="6" style="text-align: center;"><Generic Model Schedule></th> </tr> <tr> <th style="width: 16.6%;">A</th> <th style="width: 16.6%;">B</th> <th style="width: 16.6%;">C</th> <th style="width: 16.6%;">D</th> <th style="width: 16.6%;">E</th> <th style="width: 16.6%;">F</th> </tr> </thead> <tbody> <tr> <td>Family</td> <td>Type</td> <td>Mark</td> <td>Base Height</td> <td>Minor Project Sign Board Panel</td> <td>Structure Frame Material</td> </tr> </tbody> </table>		<Generic Model Schedule>						A	B	C	D	E	F	Family	Type	Mark	Base Height	Minor Project Sign Board Panel	Structure Frame Material	SCHEDULE IN DRAWING
<Generic Model Schedule>																				
A	B	C	D	E	F															
Family	Type	Mark	Base Height	Minor Project Sign Board Panel	Structure Frame Material															