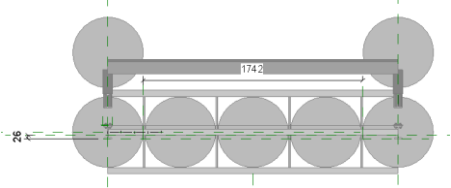
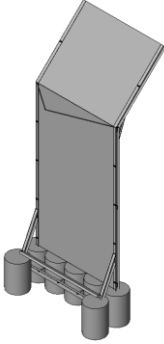
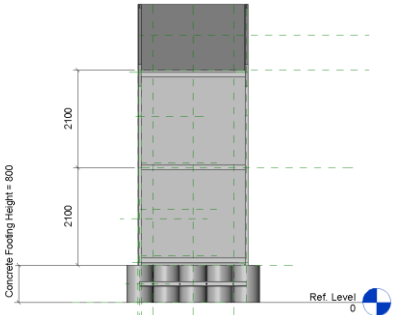
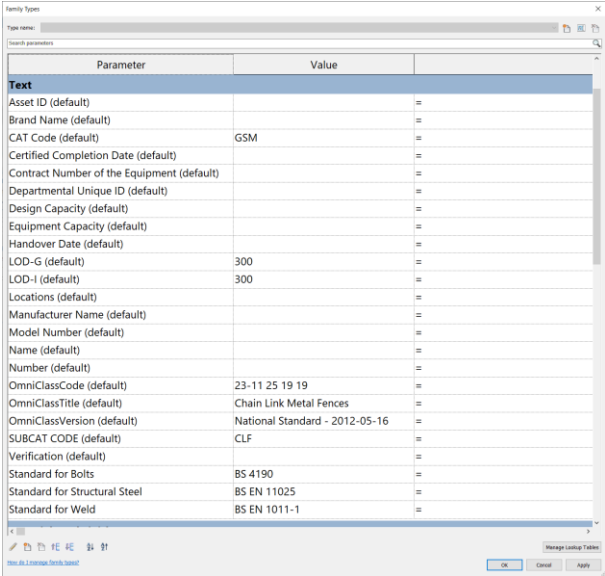
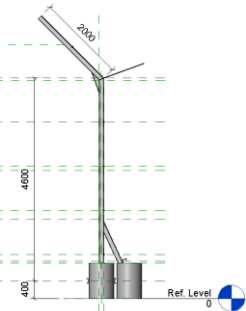



# BIM OBJECT SHEET

<b>QR Code for FM</b>	SOFTWARE VERSION <b>REVIT 2020</b>	REFERENCE NUMBER  <b>CEDD-OS-0050</b>
	DATE <b>08/2025</b>	
	REVISION <b>00</b>	

## INPUT




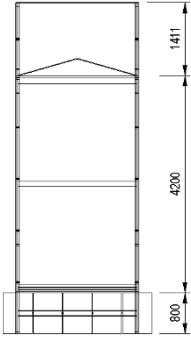
BIM OBJECT NAME <b>GSM-CLF-CGE-TempFenceB-__</b>		BIM OBJECT CATEGORY <b>Site</b>	LOD <b>300</b>	<b>3D GEOMETRY</b>
 <p style="text-align: center;"><b>PLAN</b></p>		 <p style="text-align: center;"><b>3D</b></p>		
 <p style="text-align: center;"><b>FRONT ELEVATION</b></p>		 <p style="text-align: center;"><b>PROPERTY / PARAMETER</b></p>		
 <p style="text-align: center;"><b>SIDE / SECTION ELEVATION</b></p>				

2D SYMBOL NAME <b>GSM-CLF-CGE-TempFenceBSym-__</b>	<b>2D SYMBOL</b>	2D TAG / LABEL / ANNOTATION NAME <b>XXX</b>	<b>2D TAG / LABEL / ANNOTATION</b>
		<b>N.A.</b>	

**REMARKS**

**PURPOSE/VALUE-DRIVEN BIM OBJECT DELIVERABLES**

**OUTPUT**

SHEET VIEW: PLAN	SHEET VIEW: ELEVATION																													
		PRESENTATION DRAWING																												
N.A.	N.A.	STATUTORY / AUTHORITIES SUBMISSION DRAWING																												
		TENDER / CONSTRUCTION DRAWING																												
<table border="1" style="width: 100%; border-collapse: collapse;"> <thead> <tr> <th colspan="7" style="text-align: center;">&lt;Site Schedule&gt;</th> </tr> <tr> <th style="width: 14.28%;">A</th> <th style="width: 14.28%;">B</th> <th style="width: 14.28%;">C</th> <th style="width: 14.28%;">D</th> <th style="width: 14.28%;">E</th> <th style="width: 14.28%;">F</th> <th style="width: 14.28%;">G</th> </tr> <tr> <th>Family</th> <th>Type</th> <th>Mark</th> <th>Material</th> <th>Material Grade</th> <th>Material - Footing</th> <th>Material Grade - Footing</th> </tr> </thead> <tbody> <tr> <td>GSM-CLF-CGE-TempFenceB-__</td> <td>GSM-CLF-CGE-TempFenceB-__</td> <td></td> <td>Steel</td> <td>Grade S275</td> <td>Concrete or Soil</td> <td>Grade 10/20 (For concrete footing only)</td> </tr> </tbody> </table>		<Site Schedule>							A	B	C	D	E	F	G	Family	Type	Mark	Material	Material Grade	Material - Footing	Material Grade - Footing	GSM-CLF-CGE-TempFenceB-__	GSM-CLF-CGE-TempFenceB-__		Steel	Grade S275	Concrete or Soil	Grade 10/20 (For concrete footing only)	SCHEDULE IN DRAWING
<Site Schedule>																														
A	B	C	D	E	F	G																								
Family	Type	Mark	Material	Material Grade	Material - Footing	Material Grade - Footing																								
GSM-CLF-CGE-TempFenceB-__	GSM-CLF-CGE-TempFenceB-__		Steel	Grade S275	Concrete or Soil	Grade 10/20 (For concrete footing only)																								