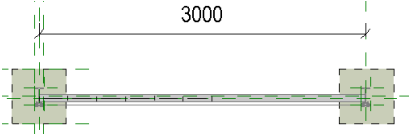
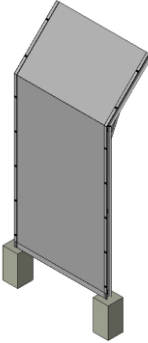

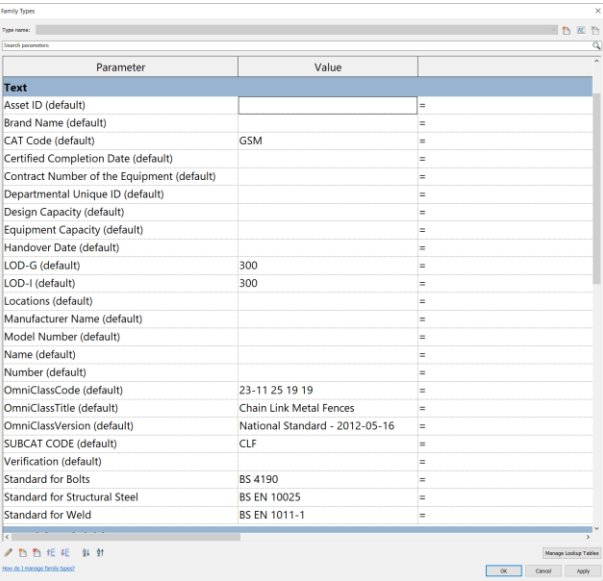
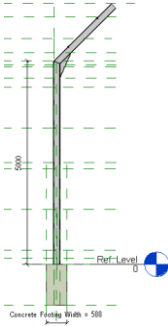



BIM OBJECT SHEET

QR Code for FM	SOFTWARE VERSION REVIT 2020	REFERENCE NUMBER CEDD-OS-0049
	DATE 08/2025	
	REVISION 00	

INPUT




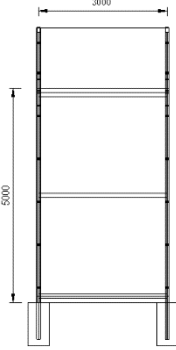
BIM OBJECT NAME GSM-CLF-CGE-TempFenceA-__		BIM OBJECT CATEGORY Site	LOD 300	3D GEOMETRY
 <p style="text-align: center;">PLAN</p>		 <p style="text-align: center;">3D</p>		
 <p style="text-align: center;">FRONT ELEVATION</p>		 <p style="text-align: center;">PROPERTY / PARAMETER</p>		
 <p style="text-align: center;">SIDE / SECTION ELEVATION</p>				

2D SYMBOL NAME GSM-CLF-CGE-TempFenceASym-__		2D TAG / LABEL / ANNOTATION NAME XXX		2D TAG / LABEL / ANNOTATION
		N.A.		

REMARKS

PURPOSE/VALUE-DRIVEN BIM OBJECT DELIVERABLES

OUTPUT

SHEET VIEW: PLAN	SHEET VIEW: ELEVATION																													
		PRESENTATION DRAWING																												
N.A.	N.A.	STATUTORY / AUTHORITIES SUBMISSION DRAWING																												
		TENDER / CONSTRUCTION DRAWING																												
<table border="1" style="width: 100%; border-collapse: collapse;"> <thead> <tr> <th colspan="7" style="text-align: center;"><Site Schedule></th> </tr> <tr> <th style="width: 14.28%;">A</th> <th style="width: 14.28%;">B</th> <th style="width: 14.28%;">C</th> <th style="width: 14.28%;">D</th> <th style="width: 14.28%;">E</th> <th style="width: 14.28%;">F</th> <th style="width: 14.28%;">G</th> </tr> <tr> <th>Family</th> <th>Type</th> <th>Mark</th> <th>Material</th> <th>Material Grade</th> <th>Material - Footing</th> <th>Material Grade - Footing</th> </tr> </thead> <tbody> <tr> <td>GSM-CLF-CGE-TempFenceA-__</td> <td>GSM-CLF-CGE-TempFenceA-__</td> <td></td> <td>Steel</td> <td>Grade S275 to BS EN 10025</td> <td>Concrete</td> <td>Grade 20/20</td> </tr> </tbody> </table>		<Site Schedule>							A	B	C	D	E	F	G	Family	Type	Mark	Material	Material Grade	Material - Footing	Material Grade - Footing	GSM-CLF-CGE-TempFenceA-__	GSM-CLF-CGE-TempFenceA-__		Steel	Grade S275 to BS EN 10025	Concrete	Grade 20/20	SCHEDULE IN DRAWING
<Site Schedule>																														
A	B	C	D	E	F	G																								
Family	Type	Mark	Material	Material Grade	Material - Footing	Material Grade - Footing																								
GSM-CLF-CGE-TempFenceA-__	GSM-CLF-CGE-TempFenceA-__		Steel	Grade S275 to BS EN 10025	Concrete	Grade 20/20																								