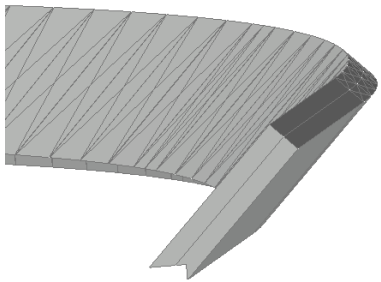
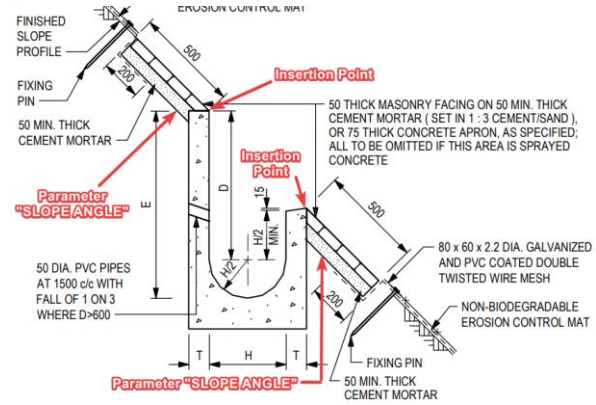
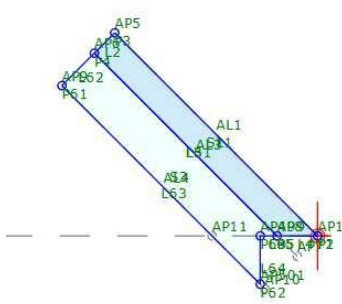


# BIM OBJECT SHEET

<b>QR Code for FM</b>	SOFTWARE VERSION <b>C3D &amp; SAC 2020</b>	REFERENCE NUMBER  <b>CEDD-OS-0037</b>
	DATE <b>08/2025</b>	
	REVISION <b>00</b>	

## INPUT

BIM OBJECT NAME <b>SUP-___-CGE-Connection-___</b>	BIM OBJECT CATEGORY <b>Corridor</b>	LOD <b>300</b>	<b>3D GEOMETRY</b>
N.A.			
N.A.	<div style="border: 1px solid black; padding: 5px;"> <b>Parameters</b>          Side: Left          Thickness of Cement Mortar (Bottom): 0.060m          Slope Angle (Upslope): 50          Slope Angle (Downslope): 45          Direction of Placement: Downslope          Type of Slope Facing: Masonry Facing 50          Nominal Size H of UC: 0.500m       </div>		
N.A.			
<b>PLAN</b>	<b>3D</b>		
<b>FRONT ELEVATION</b>	<b>PROPERTY / PARAMETER</b> (Properties Palettes in C3D)		
	<b>SIDE / SECTION ELEVATION</b>		

2D SYMBOL NAME <b>XXX</b>		2D TAG / LABEL / ANNOTATION NAME <b>XXX</b>	<b>2D TAG / LABEL / ANNOTATION</b>
N.A.	<b>2D SYMBOL</b>	N.A.	
<b>REMARKS</b>	<ul style="list-style-type: none"> <li>● Side "Right" was configured as Default Settings</li> <li>● This Subassembly should be used in conjunction with <b>SUP-___-CGE-UChannelA-01</b></li> </ul>		

## PURPOSE/VALUE-DRIVEN BIM OBJECT DELIVERABLES

### OUTPUT

SHEET VIEW: PLAN	SHEET VIEW: ELEVATION	
N.A.	N.A.	PRESENTATION DRAWING
N.A.	N.A.	STATUTORY / AUTHORITIES SUBMISSION DRAWING
N.A.	N.A.	TENDER / CONSTRUCTION
N.A.		SCHEDULE IN DRAWING