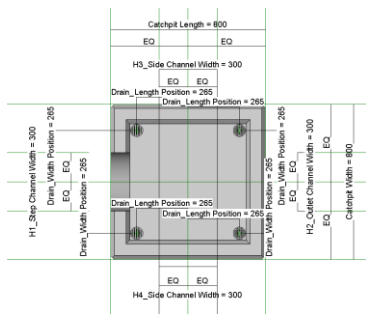

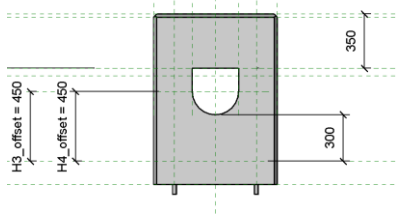
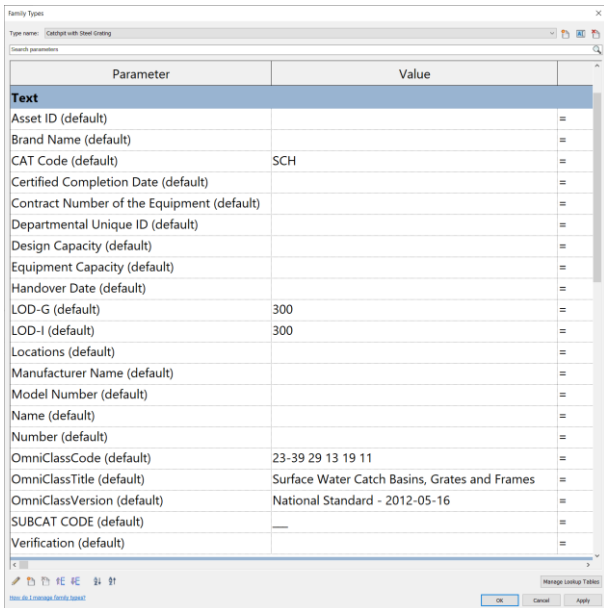
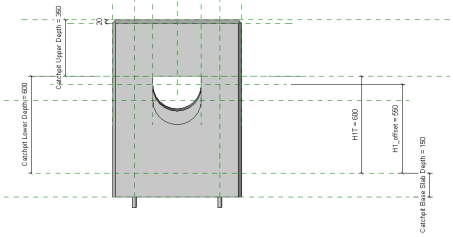



BIM OBJECT SHEET

QR Code for FM	SOFTWARE VERSION REVIT 2020	REFERENCE NUMBER CEDD-OS-0033
	DATE 08/2025	
	REVISION 00	

INPUT

BIM OBJECT NAME SCH-___-CGE-CatchPit-02		BIM OBJECT CATEGORY Plumbing Fixtures	LOD 300
			
PLAN		3D	
			
FRONT ELEVATION			
		PROPERTY / PARAMETER	
SIDE / SECTION ELEVATION			




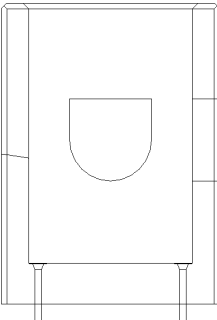
3D GEOMETRY

2D SYMBOL NAME SCH-___-CGE-CatchPitSymbol-02		2D TAG / LABEL / ANNOTATION NAME XXX	
		N.A.	
2D SYMBOL		2D TAG / LABEL / ANNOTATION	

REMARKS	This is a workplane-based family. Be aware that when changing catchpit types, please find the corresponding type inside the Properties panel (Any changes in the Family Type panel will break the associations).
----------------	---

PURPOSE/VALUE-DRIVEN BIM OBJECT DELIVERABLES

OUTPUT

SHEET VIEW: PLAN	SHEET VIEW: ELEVATION																			
		PRESENTATION DRAWING																		
N.A.	N.A.	STATUTORY / AUTHORITIES SUBMISSION DRAWING																		
		TENDER / CONSTRUCTION DRAWING																		
<table border="1" style="margin: auto;"> <thead> <tr> <th colspan="3"><Plumbing Fixture Schedule></th> </tr> <tr> <th style="width: 33%;">A</th> <th style="width: 33%;">B</th> <th style="width: 33%;">C</th> </tr> <tr> <th>Family</th> <th>Type</th> <th>Mark</th> </tr> </thead> <tbody> <tr> <td>SCH-___-CGE-CatchPit-02</td> <td>Catchpit</td> <td></td> </tr> <tr> <td>SCH-___-CGE-CatchPit-02</td> <td>Catchpit with Concrete Cover</td> <td></td> </tr> <tr> <td>SCH-___-CGE-CatchPit-02</td> <td>Catchpit with Steel Grating</td> <td></td> </tr> </tbody> </table>		<Plumbing Fixture Schedule>			A	B	C	Family	Type	Mark	SCH-___-CGE-CatchPit-02	Catchpit		SCH-___-CGE-CatchPit-02	Catchpit with Concrete Cover		SCH-___-CGE-CatchPit-02	Catchpit with Steel Grating		SCHEDULE IN DRAWING
<Plumbing Fixture Schedule>																				
A	B	C																		
Family	Type	Mark																		
SCH-___-CGE-CatchPit-02	Catchpit																			
SCH-___-CGE-CatchPit-02	Catchpit with Concrete Cover																			
SCH-___-CGE-CatchPit-02	Catchpit with Steel Grating																			