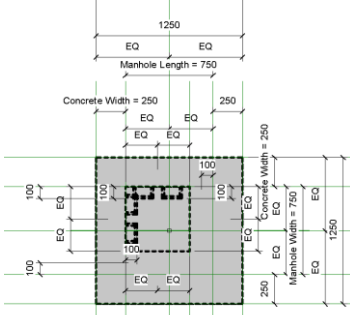

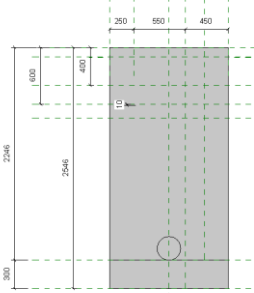
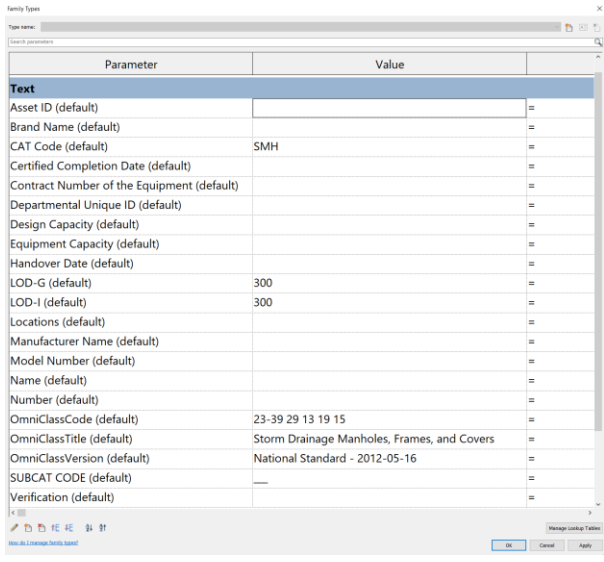
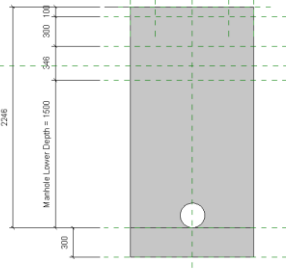



BIM OBJECT SHEET

QR Code for FM	SOFTWARE VERSION REVIT 2020	REFERENCE NUMBER CEDD-OS-0030
	DATE 08/2025	
	REVISION 00	

INPUT

BIM OBJECT NAME SMH-___-CGE-Manhole-___		BIM OBJECT CATEGORY Plumbing Fixtures	LOD 300
 <p>PLAN</p>		 <p>3D</p>	
 <p>FRONT ELEVATION</p>		 <p>PROPERTY / PARAMETER</p>	
 <p>SIDE / SECTION ELEVATION</p>		3D GEOMETRY	
<p>2D SYMBOL NAME SMH-___-CGE-ManholeSymbol-___</p> 			




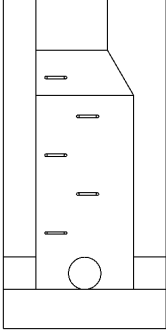
2D SYMBOL

2D TAG / LABEL / ANNOTATION

REMARKS

PURPOSE/VALUE-DRIVEN BIM OBJECT DELIVERABLES

OUTPUT

SHEET VIEW: PLAN	SHEET VIEW: ELEVATION																			
		PRESENTATION DRAWING																		
N.A.	N.A.	STATUTORY / AUTHORITIES SUBMISSION DRAWING																		
		TENDER / CONSTRUCTION DRAWING																		
<p style="text-align: center;"><Plumbing Fixture Schedule></p> <table border="1" style="width: 100%; border-collapse: collapse;"> <thead> <tr> <th style="width: 16.6%;">A</th> <th style="width: 16.6%;">B</th> <th style="width: 16.6%;">C</th> <th style="width: 16.6%;">D</th> <th style="width: 16.6%;">E</th> <th style="width: 16.6%;">F</th> </tr> <tr> <th>Family</th> <th>Type</th> <th>Mark</th> <th>Manhole Depth</th> <th>Manhole Length</th> <th>Manhole Width</th> </tr> </thead> <tbody> <tr> <td>SMH-___-CGE-Manhole-__</td> <td>SMH-___-CGE-Manhole-__</td> <td></td> <td>2246</td> <td>1250</td> <td>1250</td> </tr> </tbody> </table>		A	B	C	D	E	F	Family	Type	Mark	Manhole Depth	Manhole Length	Manhole Width	SMH-___-CGE-Manhole-__	SMH-___-CGE-Manhole-__		2246	1250	1250	SCHEDULE IN DRAWING
A	B	C	D	E	F															
Family	Type	Mark	Manhole Depth	Manhole Length	Manhole Width															
SMH-___-CGE-Manhole-__	SMH-___-CGE-Manhole-__		2246	1250	1250															