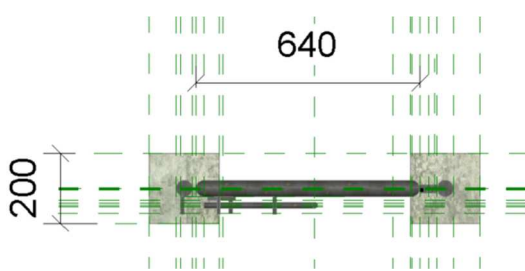

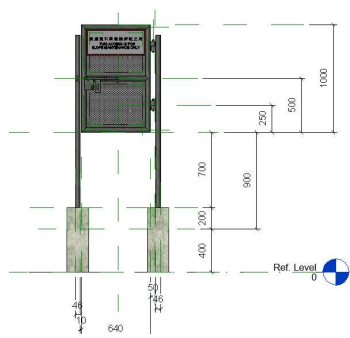
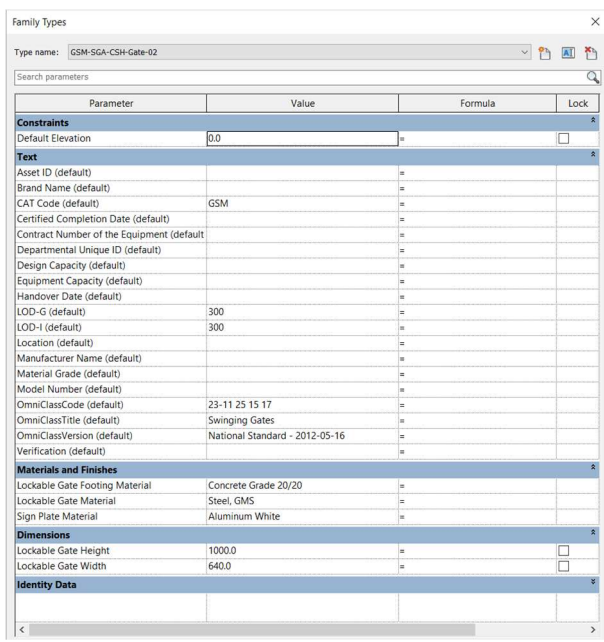
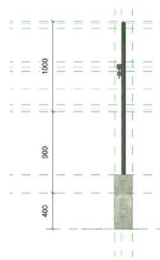



# BIM OBJECT SHEET

<b>QR Code for FM</b>	SOFTWARE VERSION <b>REVIT 2020</b>	REFERENCE NUMBER  <b>CEDD-OS-0052</b>
	DATE <b>12/2022</b>	
	REVISION <b>00</b>	

## INPUT




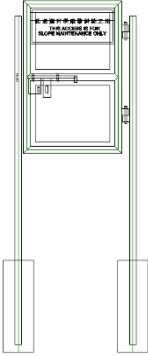
BIM OBJECT NAME <b>GSM-SGA-CSH-Gate-02</b>	BIM OBJECT CATEGORY <b>Site</b>	LOD <b>300</b>	<b>3D GEOMETRY</b>
 <p><b>PLAN</b></p>	 <p><b>3D</b></p>		
 <p><b>FRONT ELEVATION</b></p>	 <p><b>PROPERTY / PARAMETER</b></p>		
 <p><b>SIDE / SECTION ELEVATION</b></p>			

2D SYMBOL NAME <b>GSM-SGA-CSH-GateSymbol-02</b>		2D TAG / LABEL / ANNOTATION NAME <b>GSM-SGA-CSH-GateTag-__</b>	<b>2D TAG / LABEL / ANNOTATION</b>
 <p style="text-align: center; font-size: 2em;"> <b>Type Name</b>  <b>Type Mark</b>  <b>Lockable Gate Width</b> </p>	<b>2D SYMBOL</b>		

**REMARKS**

**PURPOSE/ VALUE DRIVEN BIM OBJECT DELIVERABLES**

**OUTPUT**

SHEET VIEW: PLAN	SHEET VIEW: ELEVATION																			
		PRESENTATION DRAWING																		
N.A.	N.A.	STATUTORY / AUTHORITIES SUBMISSION DRAWING																		
		TENDER / CONSTRUCTION DRAWING																		
<table border="1" style="width: 100%; border-collapse: collapse;"> <thead> <tr> <th colspan="6" style="text-align: center;">Site Schedule</th> </tr> <tr> <th style="width: 15%;">Family</th> <th style="width: 20%;">Type</th> <th style="width: 10%;">Mark</th> <th style="width: 15%;">Lockable Gate Height</th> <th style="width: 15%;">Lockable Gate Width</th> <th style="width: 25%;">Sign Plate Material</th> </tr> </thead> <tbody> <tr> <td>GSM-SGA-CSH-Gate-02</td> <td>GSM-SGA-CSH-Gate-02</td> <td></td> <td style="text-align: center;">1000</td> <td style="text-align: center;">640</td> <td>Aluminum White</td> </tr> </tbody> </table>		Site Schedule						Family	Type	Mark	Lockable Gate Height	Lockable Gate Width	Sign Plate Material	GSM-SGA-CSH-Gate-02	GSM-SGA-CSH-Gate-02		1000	640	Aluminum White	SCHEDULE IN DRAWING
Site Schedule																				
Family	Type	Mark	Lockable Gate Height	Lockable Gate Width	Sign Plate Material															
GSM-SGA-CSH-Gate-02	GSM-SGA-CSH-Gate-02		1000	640	Aluminum White															