

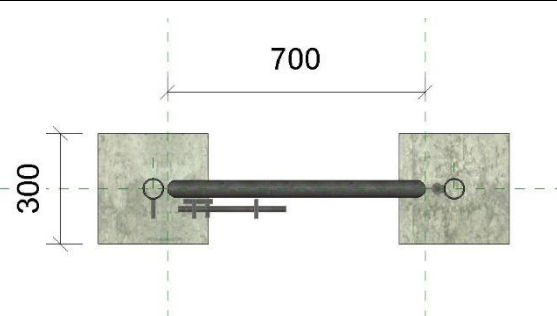

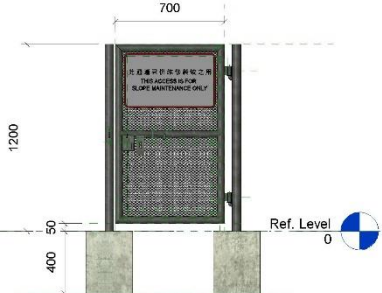
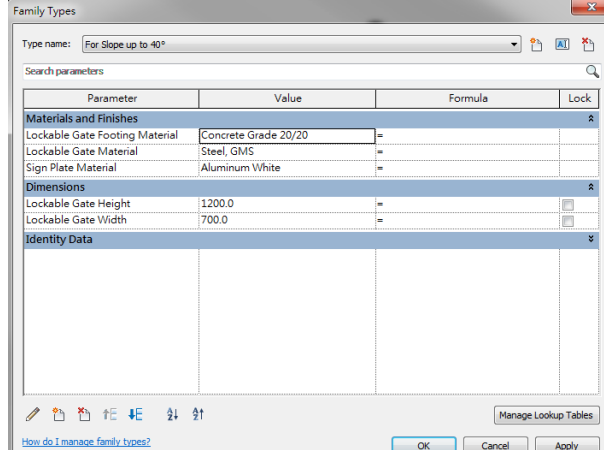
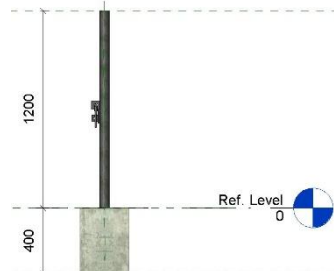


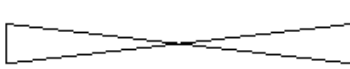
土木工程拓展署
Civil Engineering and
Development Department

BIM OBJECT SHEET

QR Code for FM	SOFTWARE VERSION REVIT 2017	REFERENCE NUMBER CEDD-OS-0051
	DATE 06/2019	
	REVISION 00	

INPUT

BIM OBJECT NAME SMS-GAU-CSH-__-__	BIM OBJECT CATEGORY Generic Model	LOD 300
 <p>PLAN</p>	 <p>3D</p>	
 <p>FRONT ELEVATION</p>	 <p>PROPERTY / PARAMETER</p>	
 <p>SIDE / SECTION ELEVATION</p>	<div style="background-color: #333; color: white; text-align: center; padding: 5px; font-weight: bold;">3D GEOMETRY</div>	

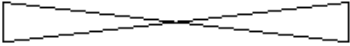


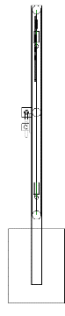
2D SYMBOL NAME SMS-GAU-CSH-__-__ -SYM		2D TAG / LABEL / ANNOTATION NAME SMS-GAU-CSH-__-__ -TAG
	2D SYMBOL	<div style="text-align: center;"> <p>Type Name</p> <p>Type Mark</p> <p>Lockable Gate Width</p> </div>
		2D TAG / LABEL / ANNOTATION

REMARKS

XXX

PURPOSE/ VALUE DRIVEN BIM OBJECT DELIVERABLES

OUTPUT

SHEET VIEW: PLAN	SHEET VIEW: ELEVATION																			
		PRESENTATION DRAWING																		
N.A.	N.A.	STATUTORY / AUTHORITIES SUBMISSION DRAWING																		
		TENDER / CONSTRUCTION DRAWING																		
<table border="1" style="width: 100%; border-collapse: collapse;"> <thead> <tr> <th colspan="6" style="text-align: center;"><Generic Model Schedule></th> </tr> <tr> <th style="width: 16.6%;">A</th> <th style="width: 16.6%;">B</th> <th style="width: 16.6%;">C</th> <th style="width: 16.6%;">D</th> <th style="width: 16.6%;">E</th> <th style="width: 16.6%;">F</th> </tr> </thead> <tbody> <tr> <td style="text-align: center;">Family</td> <td style="text-align: center;">Type</td> <td style="text-align: center;">Mark</td> <td style="text-align: center;">Lockable Gate Height</td> <td style="text-align: center;">Lockable Gate Width</td> <td style="text-align: center;">Sign Plate Material</td> </tr> </tbody> </table>		<Generic Model Schedule>						A	B	C	D	E	F	Family	Type	Mark	Lockable Gate Height	Lockable Gate Width	Sign Plate Material	SCHEDULE IN DRAWING
<Generic Model Schedule>																				
A	B	C	D	E	F															
Family	Type	Mark	Lockable Gate Height	Lockable Gate Width	Sign Plate Material															