
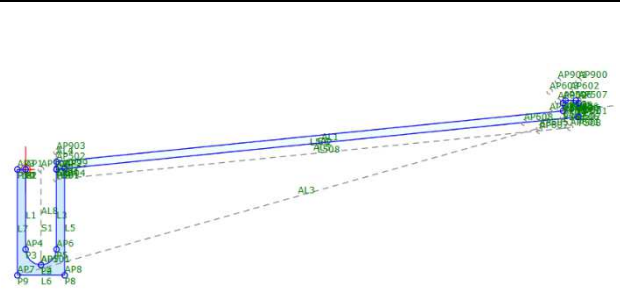
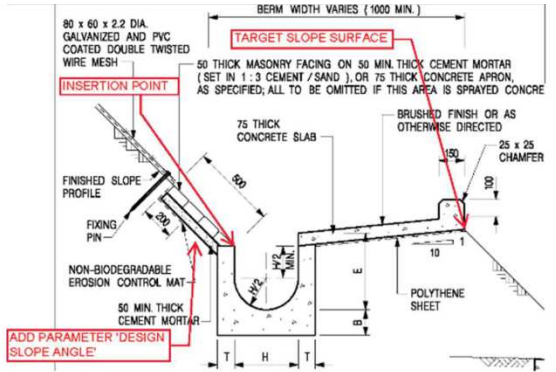


BIM OBJECT SHEET

QR Code for FM	SOFTWARE VERSION C3D & SAC 2020	REFERENCE NUMBER CEDD-OS-0036
	DATE 12/2022	
	REVISION 00	

INPUT

BIM OBJECT NAME GSM-SUP-CSH-UChannelA-01	BIM OBJECT CATEGORY Corridor	LOD 300	3D GEOMETRY														
N.A.																	
N.A.	<table border="1" style="background-color: #333; color: white;"> <thead> <tr> <th colspan="2">Parameters</th> </tr> </thead> <tbody> <tr> <td>Side</td> <td>Right</td> </tr> <tr> <td>Type of Channel</td> <td>ON Berm UC</td> </tr> <tr> <td>Slope Angle (Downslope)</td> <td>40</td> </tr> <tr> <td>Nominal Size H of UC</td> <td>0.300m</td> </tr> <tr> <td>Value E of UC</td> <td>1.000m</td> </tr> <tr> <td>Type of Concrete Slab</td> <td>Berm ONLY</td> </tr> </tbody> </table>			Parameters		Side	Right	Type of Channel	ON Berm UC	Slope Angle (Downslope)	40	Nominal Size H of UC	0.300m	Value E of UC	1.000m	Type of Concrete Slab	Berm ONLY
Parameters																	
Side	Right																
Type of Channel	ON Berm UC																
Slope Angle (Downslope)	40																
Nominal Size H of UC	0.300m																
Value E of UC	1.000m																
Type of Concrete Slab	Berm ONLY																
																	
PLAN	3D																
FRONT ELEVATION	PROPERTY / PARAMETER (Properties Palettes in C3D)																
SIDE / SECTION ELEVATION																	

2D SYMBOL NAME XXX		2D TAG / LABEL / ANNOTATION NAME XXX	2D TAG / LABEL / ANNOTATION
N.A.	2D SYMBOL	N.A.	

REMARKS	<ul style="list-style-type: none"> ● Side "Right" was configured as Default Settings ● This Subassembly should be used in conjunction with RUC-AMA-CSH
----------------	---

PURPOSE/ VALUE DRIVEN BIM OBJECT DELIVERABLES

OUTPUT

SHEET VIEW: PLAN	SHEET VIEW: ELEVATION	
N.A.	N.A.	PRESENTATION DRAWING
N.A.	N.A.	STATUTORY / AUTHORITIES SUBMISSION DRAWING
N.A.	N.A.	TENDER / CONSTRUCTION DRAWING
N.A.		SCHEDULE IN DRAWING