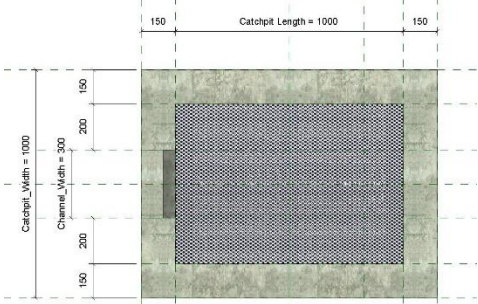
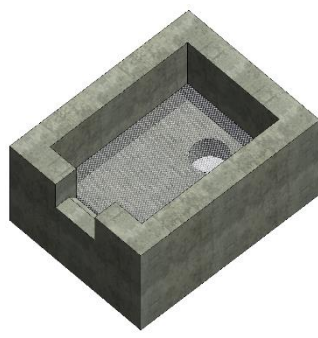

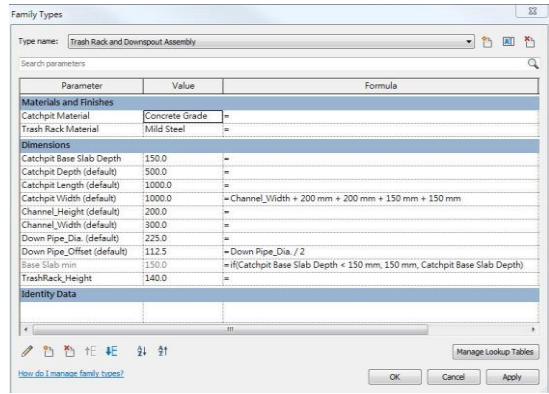






BIM OBJECT SHEET

QR Code for FM	SOFTWARE VERSION REVIT 2017	REFERENCE NUMBER CEDD-OS-0035
	DATE 06/2019	
	REVISION 00	

INPUT





BIM OBJECT NAME RCP-TRD-CSH-___-___	BIM OBJECT CATEGORY Generic Model	LOD 300	3D GEOMETRY
 <p>PLAN</p>	 <p>3D</p>		
 <p>FRONT ELEVATION</p>	 <p>PROPERTY / PARAMETER</p>		
 <p>SIDE / SECTION ELEVATION</p>			
2D SYMBOL NAME RCP-TRD-CSH-___-___-SYM	2D TAG / LABEL / ANNOTATION NAME RCP-TRD-CSH-___-___-TAG		

2D SYMBOL NAME RCP-TRD-CSH-___-___-SYM	2D SYMBOL	2D TAG / LABEL / ANNOTATION NAME RCP-TRD-CSH-___-___-TAG	2D TAG / LABEL / ANNOTATION
		Type Name Type Mark Catchpit Depth	

REMARKS

PURPOSE/ VALUE DRIVEN BIM OBJECT DELIVERABLES

OUTPUT

SHEET VIEW: PLAN	SHEET VIEW: ELEVATION																									
		PRESENTATION DRAWING																								
N.A	N.A	STATUTORY / AUTHORITIES SUBMISSION DRAWING																								
		TENDER / CONSTRUCTION DRAWING																								
<table border="1" style="width: 100%; text-align: center;"> <thead> <tr> <th colspan="6"><Generic Model Schedule></th> </tr> <tr> <th>A</th> <th>B</th> <th>C</th> <th>D</th> <th>E</th> <th>F</th> </tr> <tr> <th>Family</th> <th>Type</th> <th>Mark</th> <th>Channel_Height</th> <th>Channel_Width</th> <th>TrashRack_Height</th> </tr> </thead> <tbody> <tr> <td>RCP-TRD-CEDD-G</td> <td>Trash Rack and Do</td> <td></td> <td>200</td> <td>300</td> <td>140</td> </tr> </tbody> </table>		<Generic Model Schedule>						A	B	C	D	E	F	Family	Type	Mark	Channel_Height	Channel_Width	TrashRack_Height	RCP-TRD-CEDD-G	Trash Rack and Do		200	300	140	SCHEDULE IN DRAWING
<Generic Model Schedule>																										
A	B	C	D	E	F																					
Family	Type	Mark	Channel_Height	Channel_Width	TrashRack_Height																					
RCP-TRD-CEDD-G	Trash Rack and Do		200	300	140																					