



土木工程拓展署  
Civil Engineering and  
Development Department

# BIM OBJECT SHEET

<b>QR Code for FM</b>	SOFTWARE VERSION <b>REVIT 2020</b>	REFERENCE NUMBER  <b>CEDD-OS-0032</b>
	DATE <b>12/2022</b>	
	REVISION <b>00</b>	

## INPUT




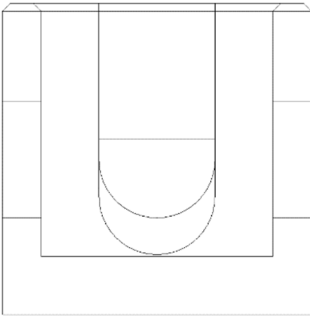
<p>BIM OBJECT NAME <b>GSM-SCH-CSH-CatchPit-01</b></p>	<p>BIM OBJECT CATEGORY <b>Plumbing Fixtures</b></p>	<p>LOD <b>300</b></p>
<p><b>PLAN</b></p>	<p><b>3D</b></p>	3D GEOMETRY
<p><b>FRONT ELEVATION</b></p>	<p><b>PROPERTY / PARAMETER</b></p>	
<p><b>SIDE / SECTION ELEVATION</b></p>		

<p>2D SYMBOL NAME <b>GSM-SCH-CSH-CatchPitSymbol-01</b></p>	<p>2D TAG / LABEL / ANNOTATION NAME <b>GSM-SCH-CSH-CatchPitTag-__</b></p>	
	<p><b>Type Name</b> ----- <b>Type Mark</b> ----- <b>Catchpit Depth</b></p>	2D TAG / LABEL / ANNOTATION

**REMARKS**

**PURPOSE/ VALUE DRIVEN BIM OBJECT DELIVERABLES**

**OUTPUT**

SHEET VIEW: PLAN	SHEET VIEW: ELEVATION																			
		PRESENTATION DRAWING																		
N.A.	N.A.	STATUTORY / AUTHORITIES SUBMISSION DRAWING																		
		TENDER / CONSTRUCTION DRAWING																		
<table border="1" style="width: 100%; border-collapse: collapse;"> <thead> <tr> <th colspan="6" style="text-align: center;">Plumbing Fixture Schedule</th> </tr> <tr> <th style="width: 25%;">Family</th> <th style="width: 25%;">Type</th> <th style="width: 10%;">Mark</th> <th style="width: 15%;">Catchpit Depth</th> <th style="width: 15%;">Catchpit Length</th> <th style="width: 20%;">Catchpit Width</th> </tr> </thead> <tbody> <tr> <td>GSM-SCH-CSH-CatchPit-01</td> <td>GSM-SCH-CSH-CatchPit-01</td> <td></td> <td style="text-align: center;">655</td> <td style="text-align: center;">800</td> <td style="text-align: center;">800</td> </tr> </tbody> </table>		Plumbing Fixture Schedule						Family	Type	Mark	Catchpit Depth	Catchpit Length	Catchpit Width	GSM-SCH-CSH-CatchPit-01	GSM-SCH-CSH-CatchPit-01		655	800	800	SCHEDULE IN DRAWING
Plumbing Fixture Schedule																				
Family	Type	Mark	Catchpit Depth	Catchpit Length	Catchpit Width															
GSM-SCH-CSH-CatchPit-01	GSM-SCH-CSH-CatchPit-01		655	800	800															