
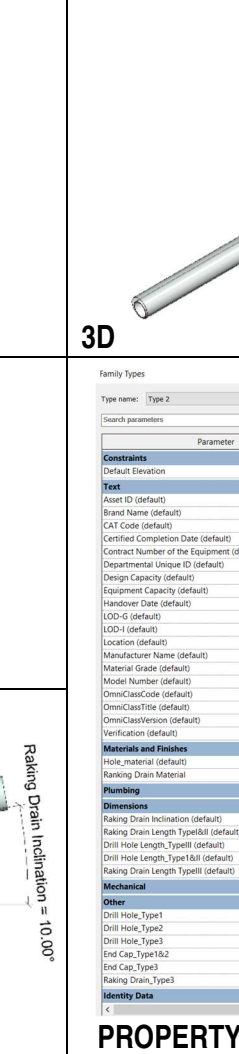

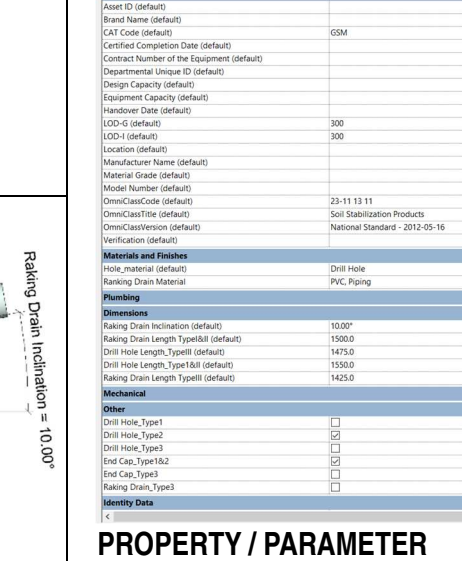


# BIM OBJECT SHEET

<b>QR Code for FM</b>	SOFTWARE VERSION <b>REVIT 2020</b>	<b>REFERENCE NUMBER</b>  <b>CEDD-OS-0031</b>
	DATE <b>12/2022</b>	
	REVISION <b>00</b>	

## INPUT

BIM OBJECT NAME <b>GSM-RKD-CSH-RakingDrain-__</b>		BIM OBJECT CATEGORY <b>Plumbing Fixtures</b>	LOD <b>300</b>
<b>PLAN</b>			
<b>FRONT ELEVATION</b>			
<b>SIDE / SECTION ELEVATION</b>	 <p style="text-align: right;">Raking Drain Inclination = 10.00°</p>		
<b>PROPERTY / PARAMETER</b>			

3D GEOMETRY

2D SYMBOL NAME <b>XXX</b>	2D TAG / LABEL / ANNOTATION NAME <b>GSM-RKD-CSH-RakingDrainTag-__</b>
N.A.	<p>Type Name</p> <p>Type Mark</p> <p>Raking Drain Inclination</p>




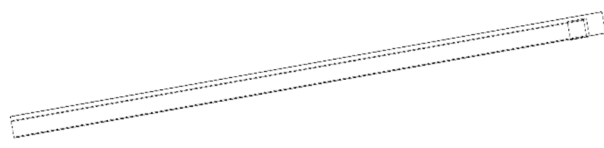
2D SYMBOL

2D TAG / LABEL / ANNOTATION

**REMARKS**

**PURPOSE/ VALUE DRIVEN BIM OBJECT DELIVERABLES**

**OUTPUT**

SHEET VIEW: PLAN		SHEET VIEW: ELEVATION																																
				PRESENTATION DRAWING																														
N.A.		N.A.		STATUTORY / AUTHORITIES SUBMISSION DRAWING																														
				TENDER / CONSTRUCTION DRAWING																														
<table border="1" style="width: 100%; border-collapse: collapse;"> <thead> <tr> <th colspan="6">Plumbing Fixture Schedule</th> </tr> <tr> <th>Family</th> <th>Type</th> <th>Mark</th> <th>Raking Drain Inclination</th> <th>Raking Drain Length TypeI&amp;II</th> <th>Raking Drain Length TypeIII</th> </tr> </thead> <tbody> <tr> <td>GSM-RKD-CSH-RakingDrain-__</td> <td>Type 1</td> <td></td> <td>10.00°</td> <td>1500</td> <td>1425</td> </tr> <tr> <td>GSM-RKD-CSH-RakingDrain-__</td> <td>Type 2</td> <td></td> <td>10.00°</td> <td>1500</td> <td>1425</td> </tr> <tr> <td>GSM-RKD-CSH-RakingDrain-__</td> <td>Type 3</td> <td></td> <td>10.00°</td> <td>1500</td> <td>1425</td> </tr> </tbody> </table>				Plumbing Fixture Schedule						Family	Type	Mark	Raking Drain Inclination	Raking Drain Length TypeI&II	Raking Drain Length TypeIII	GSM-RKD-CSH-RakingDrain-__	Type 1		10.00°	1500	1425	GSM-RKD-CSH-RakingDrain-__	Type 2		10.00°	1500	1425	GSM-RKD-CSH-RakingDrain-__	Type 3		10.00°	1500	1425	SCHEDULE IN DRAWING
Plumbing Fixture Schedule																																		
Family	Type	Mark	Raking Drain Inclination	Raking Drain Length TypeI&II	Raking Drain Length TypeIII																													
GSM-RKD-CSH-RakingDrain-__	Type 1		10.00°	1500	1425																													
GSM-RKD-CSH-RakingDrain-__	Type 2		10.00°	1500	1425																													
GSM-RKD-CSH-RakingDrain-__	Type 3		10.00°	1500	1425																													