


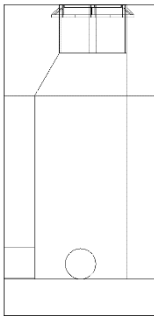


REMARKS

XXX

PURPOSE/ VALUE DRIVEN BIM OBJECT DELIVERABLES

OUTPUT

SHEET VIEW: PLAN	SHEET VIEW: ELEVATION																			
		PRESENTATION DRAWING																		
N.A.	N.A.	STATUTORY / AUTHORITIES SUBMISSION DRAWING																		
		TENDER / CONSTRUCTION DRAWING																		
<table border="1" style="margin: auto;"> <tr> <td colspan="6" style="text-align: center;"><Generic Model Schedule></td> </tr> <tr> <td style="text-align: center;">A</td> <td style="text-align: center;">B</td> <td style="text-align: center;">C</td> <td style="text-align: center;">D</td> <td style="text-align: center;">E</td> <td style="text-align: center;">F</td> </tr> <tr> <td style="text-align: center;">Family</td> <td style="text-align: center;">Type</td> <td style="text-align: center;">Mark</td> <td style="text-align: center;">Manhole Depth</td> <td style="text-align: center;">Manhole Length</td> <td style="text-align: center;">Manhole Width</td> </tr> </table>		<Generic Model Schedule>						A	B	C	D	E	F	Family	Type	Mark	Manhole Depth	Manhole Length	Manhole Width	SCHEDULE IN DRAWING
<Generic Model Schedule>																				
A	B	C	D	E	F															
Family	Type	Mark	Manhole Depth	Manhole Length	Manhole Width															