


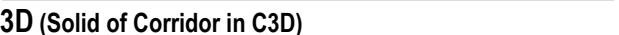
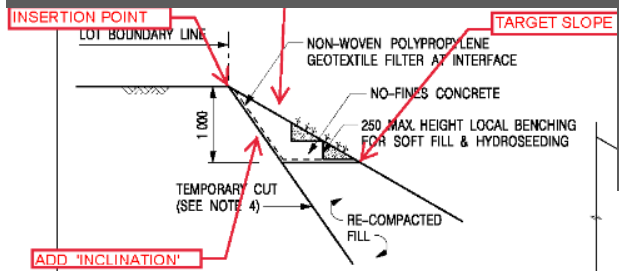



土木工程拓展署
Civil Engineering and
Development Department

BIM OBJECT SHEET

QR Code for FM	SOFTWARE VERSION C3D & SAC 2017	REFERENCE NUMBER CEDD-OS-0028
	DATE 06/2019	
	REVISION 00	

INPUT

BIM OBJECT NAME FBT-BEN-CSH-___-___		BIM OBJECT CATEGORY Generic Model		LOD 300								
N.A.				3D GEOMETRY								
N.A.												
PLAN			<table border="1" style="width: 100%; border-collapse: collapse;"> <thead> <tr> <th colspan="2" style="text-align: left;">Parameters</th> </tr> </thead> <tbody> <tr> <td>Side</td> <td style="text-align: right;">Right</td> </tr> <tr> <td>Inclination of Temporary Cut</td> <td style="text-align: right;">75</td> </tr> <tr> <td>Height of Soft Fill (per Unit)</td> <td style="text-align: right;">0.200m</td> </tr> </tbody> </table> 		Parameters		Side	Right	Inclination of Temporary Cut	75	Height of Soft Fill (per Unit)	0.200m
Parameters												
Side	Right											
Inclination of Temporary Cut	75											
Height of Soft Fill (per Unit)	0.200m											
FRONT ELEVATION			PROPERTY / PARAMETER (Properties Palettes in C3D)									
SIDE / SECTION ELEVATION (Layout Mode in SAC)												
2D SYMBOL NAME xxx		2D TAG / LABEL / ANNOTATION NAME xxx		2D TAG / LABEL / ANNOTATION								
N.A.		N.A.										
2D SYMBOL		2D TAG / LABEL / ANNOTATION										
REMARKS		<ul style="list-style-type: none"> Side "Right" was configured as Default Settings 										

PURPOSE/ VALUE DRIVEN BIM OBJECT DELIVERABLES

OUTPUT

SHEET VIEW: PLAN	SHEET VIEW: ELEVATION	
N.A.	N.A.	PRESENTATION DRAWING
N.A.	N.A.	STATUTORY / AUTHORITIES SUBMISSION DRAWING
N.A.	N.A.	TENDER / CONSTRUCTION DRAWING
N.A.		SCHEDULE IN DRAWING