

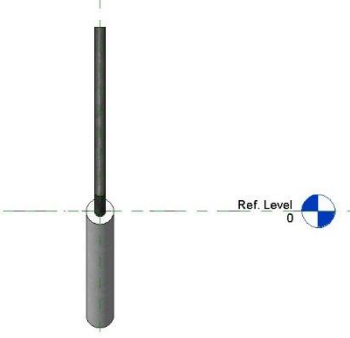
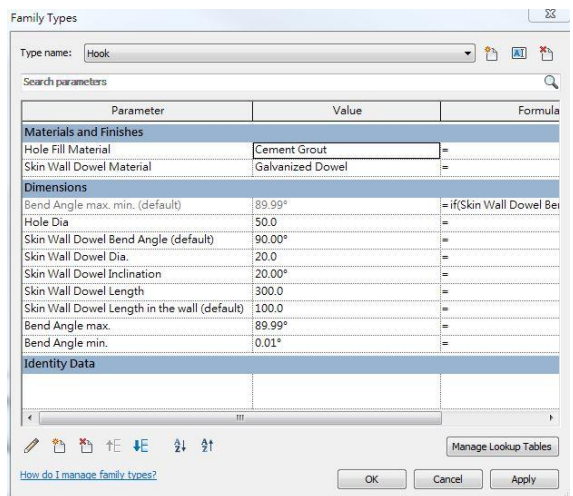
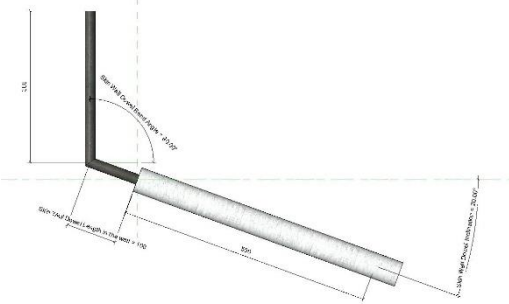




BIM OBJECT SHEET

QR Code for FM	SOFTWARE VERSION REVIT 2017	REFERENCE NUMBER CEDD-OS-0026
	DATE 06/2019	
	REVISION 00	

INPUT




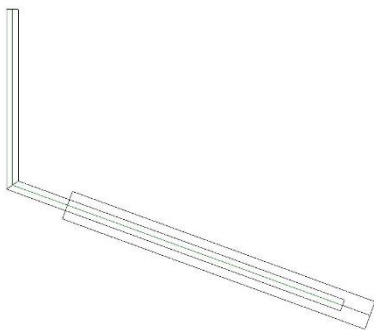
BIM OBJECT NAME SON-GDO-CSH-___ - ___		BIM OBJECT CATEGORY Generic Model	LOD 300	3D GEOMETRY
 <p>PLAN</p>		 <p>3D</p>		
 <p>FRONT ELEVATION</p>		 <p>PROPERTY / PARAMETER</p>		
 <p>SIDE / SECTION ELEVATION</p>				

2D SYMBOL NAME xxx	2D SYMBOL	2D TAG / LABEL / ANNOTATION NAME SON-GDO-CSH-___ - ___-TAG	2D TAG / LABEL / ANNOTATION
N.A.		Type Name Type Mark Skin Wall Dowel Length Skin Wall Dowel Inclination	

REMARKS

PURPOSE/ VALUE DRIVEN BIM OBJECT DELIVERABLES

OUTPUT

SHEET VIEW: PLAN	SHEET VIEW: ELEVATION																			
		PRESENTATION DRAWING																		
N.A.	N.A.	STATUTORY / AUTHORITIES SUBMISSION DRAWING																		
		TENDER / CONSTRUCTION DRAWING																		
<table border="1" style="width: 100%; text-align: center;"> <thead> <tr> <th colspan="6"><Generic Model Schedule></th> </tr> <tr> <th>A</th> <th>B</th> <th>C</th> <th>D</th> <th>E</th> <th>F</th> </tr> </thead> <tbody> <tr> <td>Family</td> <td>Type</td> <td>Mark</td> <td>Skin Wall Dowel Dia.</td> <td>Skin Wall Dowel Length</td> <td>Skin Wall Dowel Bend Angle</td> </tr> </tbody> </table>		<Generic Model Schedule>						A	B	C	D	E	F	Family	Type	Mark	Skin Wall Dowel Dia.	Skin Wall Dowel Length	Skin Wall Dowel Bend Angle	SCHEDULE IN DRAWING
<Generic Model Schedule>																				
A	B	C	D	E	F															
Family	Type	Mark	Skin Wall Dowel Dia.	Skin Wall Dowel Length	Skin Wall Dowel Bend Angle															