

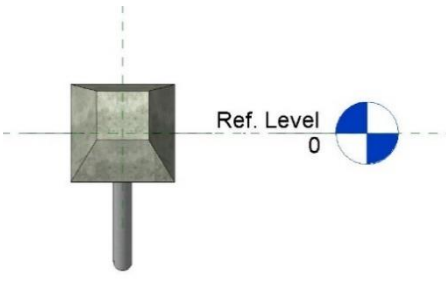
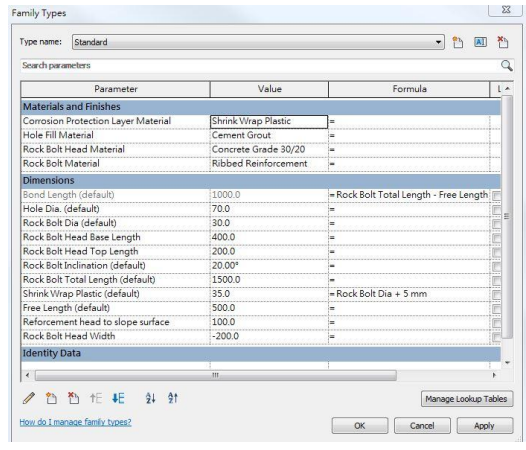
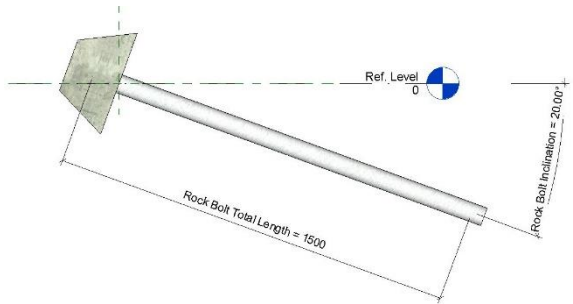


# BIM OBJECT SHEET

|                       |                                       |  |
|-----------------------|---------------------------------------|--|
| <b>QR Code for FM</b> | SOFTWARE VERSION<br><b>REVIT 2017</b> | <b>REFERENCE NUMBER</b><br><br><b>CEDD-OS-0024</b> |
|                       | DATE<br><b>06/2019</b>                |  |
|                       | REVISION<br><b>00</b>                 |  |

## INPUT




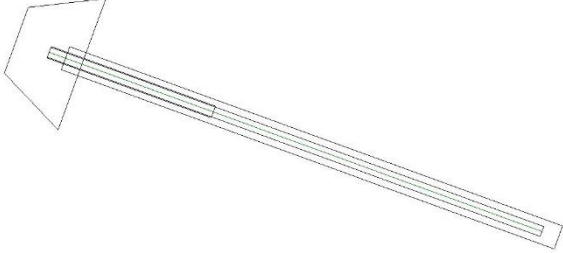
|  |  |   |                   |                    |
|--|--|---|-------------------|--------------------|
| BIM OBJECT NAME<br><b>SON-RBO-CSH-__-__</b>  |  | BIM OBJECT CATEGORY<br><b>Generic Model</b>   | LOD<br><b>300</b> | <b>3D GEOMETRY</b> |
| <br><b>PLAN</b>                       |  | <br><b>3D</b>                     |                   |                    |
| <br><b>FRONT ELEVATION</b>           |  | <br><b>PROPERTY / PARAMETER</b> |                   |                    |
| <br><b>SIDE / SECTION ELEVATION</b> |  |   |                   |                    |

|                              |                  |   |                                    |
|------------------------------|------------------|---|------------------------------------|
| 2D SYMBOL NAME<br><b>xxx</b> | <b>2D SYMBOL</b> | 2D TAG / LABEL / ANNOTATION NAME<br><b>SON-RBO-CSH-__-__-TAG</b>          | <b>2D TAG / LABEL / ANNOTATION</b> |
| N.A.                         |                  | Type Name<br>Type Mark<br>Rock Bolt Inclination<br>Rock Bolt Total Length |                                    |

|                |     |  |  |
|----------------|-----|--|--|
|                |     |  |  |
| <b>REMARKS</b> | XXX |  |  |

**PURPOSE/ VALUE DRIVEN BIM OBJECT DELIVERABLES**

**OUTPUT**

| SHEET VIEW: PLAN   | SHEET VIEW: ELEVATION  |  |           |               |                       |  |  |          |          |          |          |          |          |        |      |      |           |               |                       |                     |
|--|--|--|-----------|---------------|-----------------------|--|--|----------|----------|----------|----------|----------|----------|--------|------|------|-----------|---------------|-----------------------|---------------------|
|    |    | PRESENTATION DRAWING                       |           |               |                       |  |  |          |          |          |          |          |          |        |      |      |           |               |                       |                     |
| N.A.   | N.A.   | STATUTORY / AUTHORITIES SUBMISSION DRAWING |           |               |                       |  |  |          |          |          |          |          |          |        |      |      |           |               |                       |                     |
|   |  | TENDER / CONSTRUCTION DRAWING              |           |               |                       |  |  |          |          |          |          |          |          |        |      |      |           |               |                       |                     |
| <table border="1" style="width: 100%; text-align: center;"> <tr> <td colspan="6">&lt;Generic Model Schedule&gt;</td> </tr> <tr> <td><b>A</b></td> <td><b>B</b></td> <td><b>C</b></td> <td><b>D</b></td> <td><b>E</b></td> <td><b>F</b></td> </tr> <tr> <td>Family</td> <td>Type</td> <td>Mark</td> <td>Hole Dia.</td> <td>Rock Bolt Dia</td> <td>Rock Bolt Inclination</td> </tr> </table> |  | <Generic Model Schedule>                   |           |               |                       |  |  | <b>A</b> | <b>B</b> | <b>C</b> | <b>D</b> | <b>E</b> | <b>F</b> | Family | Type | Mark | Hole Dia. | Rock Bolt Dia | Rock Bolt Inclination | SCHEDULE IN DRAWING |
| <Generic Model Schedule>   |  |  |           |               |                       |  |  |          |          |          |          |          |          |        |      |      |           |               |                       |                     |
| <b>A</b>   | <b>B</b>   | <b>C</b>                                   | <b>D</b>  | <b>E</b>      | <b>F</b>              |  |  |          |          |          |          |          |          |        |      |      |           |               |                       |                     |
| Family   | Type   | Mark                                       | Hole Dia. | Rock Bolt Dia | Rock Bolt Inclination |  |  |          |          |          |          |          |          |        |      |      |           |               |                       |                     |