

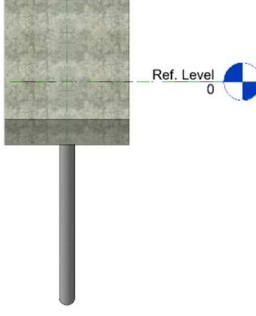
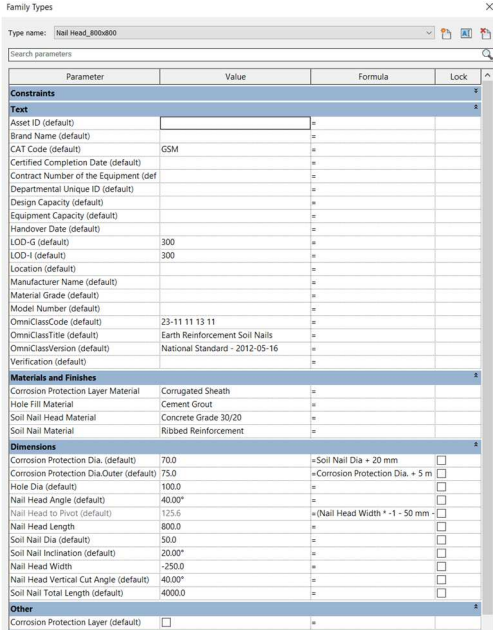
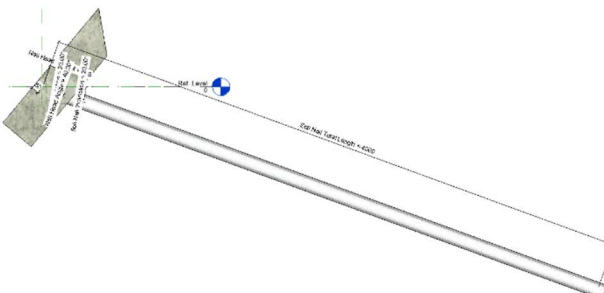



# BIM OBJECT SHEET

<b>QR Code for FM</b>	SOFTWARE VERSION <b>REVIT 2020</b>	<b>REFERENCE NUMBER</b>  <b>CEDD-OS-0020</b>
	DATE <b>12/2022</b>	
	REVISION <b>00</b>	

## INPUT





BIM OBJECT NAME <b>GSM-SON-CSH-SoilNail-02</b>		BIM OBJECT CATEGORY <b>Site</b>	LOD <b>300</b>	<b>3D GEOMETRY</b>
				
				
		<b>PROPERTY / PARAMETER</b>		

2D SYMBOL NAME <b>GSM-SON-CSH-SoilNailSymbol-02</b>		2D TAG / LABEL / ANNOTATION NAME <b>GSM-SON-CSH-SoilNailTag-__</b>	<b>2D TAG / LABEL / ANNOTATION</b>
		<p>Type Name</p> <p>Type Mark</p> <p>Soil Nail Total Length</p> <p>Soil Nail Inclination</p>	

**REMARKS**

**PURPOSE/ VALUE DRIVEN BIM OBJECT DELIVERABLES**

**OUTPUT**

SHEET VIEW: PLAN		SHEET VIEW: ELEVATION																																
				PRESENTATION DRAWING																														
N.A.		N.A.		STATUTORY / AUTHORITIES SUBMISSION DRAWING																														
				TENDER / CONSTRUCTION DRAWING																														
<table border="1" style="width: 100%; border-collapse: collapse;"> <thead> <tr> <th colspan="6">Site Schedule</th> </tr> <tr> <th>Family</th> <th>Type</th> <th>Mark</th> <th>Soil Nail Dia</th> <th>Soil Nail Inclination</th> <th>Soil Nail Total Length</th> </tr> </thead> <tbody> <tr> <td>GSM-SON-CSH-SoilNail-02</td> <td>Nail Head_400x400</td> <td></td> <td>50</td> <td>20.00°</td> <td>4000</td> </tr> <tr> <td>GSM-SON-CSH-SoilNail-02</td> <td>Nail Head_600x600</td> <td></td> <td>50</td> <td>20.00°</td> <td>4000</td> </tr> <tr> <td>GSM-SON-CSH-SoilNail-02</td> <td>Nail Head_800x800</td> <td></td> <td>50</td> <td>20.00°</td> <td>4000</td> </tr> </tbody> </table>				Site Schedule						Family	Type	Mark	Soil Nail Dia	Soil Nail Inclination	Soil Nail Total Length	GSM-SON-CSH-SoilNail-02	Nail Head_400x400		50	20.00°	4000	GSM-SON-CSH-SoilNail-02	Nail Head_600x600		50	20.00°	4000	GSM-SON-CSH-SoilNail-02	Nail Head_800x800		50	20.00°	4000	SCHEDULE IN DRAWING
Site Schedule																																		
Family	Type	Mark	Soil Nail Dia	Soil Nail Inclination	Soil Nail Total Length																													
GSM-SON-CSH-SoilNail-02	Nail Head_400x400		50	20.00°	4000																													
GSM-SON-CSH-SoilNail-02	Nail Head_600x600		50	20.00°	4000																													
GSM-SON-CSH-SoilNail-02	Nail Head_800x800		50	20.00°	4000																													