
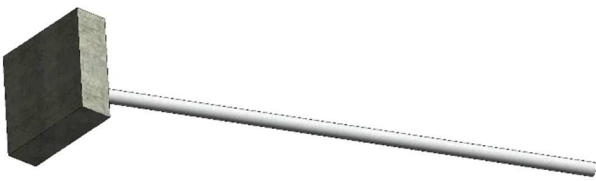

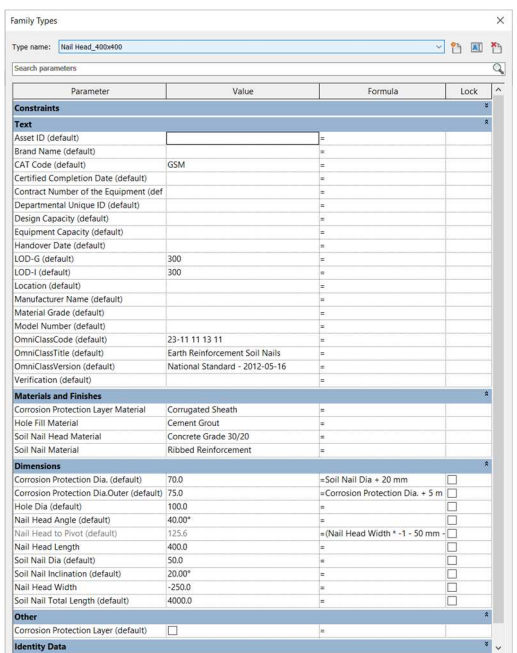
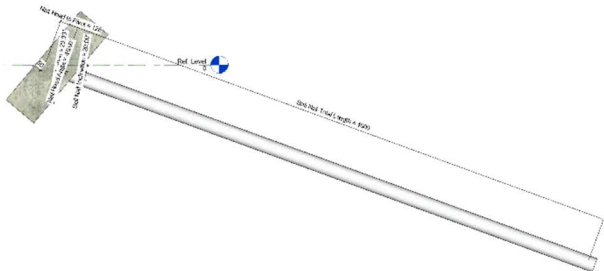



BIM OBJECT SHEET

QR Code for FM	SOFTWARE VERSION REVIT 2020	REFERENCE NUMBER CEDD-OS-0019
	DATE 12/2022	
	REVISION 00	

INPUT





BIM OBJECT NAME GSM-SON-CSH-SoilNail-01		BIM OBJECT CATEGORY Site	LOD 300	3D GEOMETRY
 PLAN		 3D		
 FRONT ELEVATION		 PROPERTY / PARAMETER		
 SIDE / SECTION ELEVATION				

2D SYMBOL NAME GSM-SON-CSH-SoilNailSymbol-01		2D TAG / LABEL / ANNOTATION NAME GSM-SON-CSH-SoilNailTag-__		2D TAG / LABEL / ANNOTATION
 2D SYMBOL		Type Name Type Mark <hr style="border-top: 1px dashed black;"/> Soil Nail Total Length Soil Nail Inclination		

REMARKS

PURPOSE/ VALUE DRIVEN BIM OBJECT DELIVERABLES

OUTPUT

SHEET VIEW: PLAN	SHEET VIEW: ELEVATION																															
		PRESENTATION DRAWING																														
N.A.	N.A.	STATUTORY / AUTHORITIES SUBMISSION DRAWING																														
		TENDER / CONSTRUCTION DRAWING																														
<table border="1" style="width: 100%; border-collapse: collapse;"> <thead> <tr> <th colspan="6" style="text-align: center;">Site Schedule</th> </tr> <tr> <th style="width: 20%;">Family</th> <th style="width: 20%;">Type</th> <th style="width: 10%;">Mark</th> <th style="width: 10%;">Soil Nail Dia</th> <th style="width: 15%;">Soil Nail Inclination</th> <th style="width: 25%;">Soil Nail Total Length</th> </tr> </thead> <tbody> <tr> <td>GSM-SON-CSH-SoilNail-01</td> <td>Nail Head_400x400</td> <td></td> <td style="text-align: center;">50</td> <td style="text-align: center;">20.00°</td> <td style="text-align: center;">4000</td> </tr> <tr> <td>GSM-SON-CSH-SoilNail-01</td> <td>Nail Head_600x600</td> <td></td> <td style="text-align: center;">50</td> <td style="text-align: center;">20.00°</td> <td style="text-align: center;">4000</td> </tr> <tr> <td>GSM-SON-CSH-SoilNail-01</td> <td>Nail Head_800x800</td> <td></td> <td style="text-align: center;">50</td> <td style="text-align: center;">20.00°</td> <td style="text-align: center;">4000</td> </tr> </tbody> </table>		Site Schedule						Family	Type	Mark	Soil Nail Dia	Soil Nail Inclination	Soil Nail Total Length	GSM-SON-CSH-SoilNail-01	Nail Head_400x400		50	20.00°	4000	GSM-SON-CSH-SoilNail-01	Nail Head_600x600		50	20.00°	4000	GSM-SON-CSH-SoilNail-01	Nail Head_800x800		50	20.00°	4000	SCHEDULE IN DRAWING
Site Schedule																																
Family	Type	Mark	Soil Nail Dia	Soil Nail Inclination	Soil Nail Total Length																											
GSM-SON-CSH-SoilNail-01	Nail Head_400x400		50	20.00°	4000																											
GSM-SON-CSH-SoilNail-01	Nail Head_600x600		50	20.00°	4000																											
GSM-SON-CSH-SoilNail-01	Nail Head_800x800		50	20.00°	4000																											