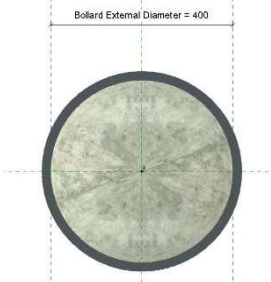

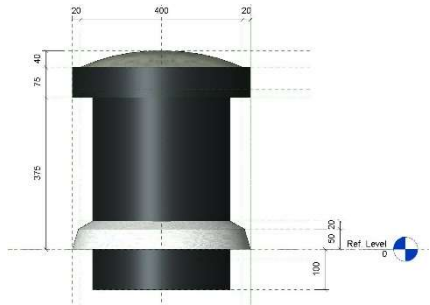
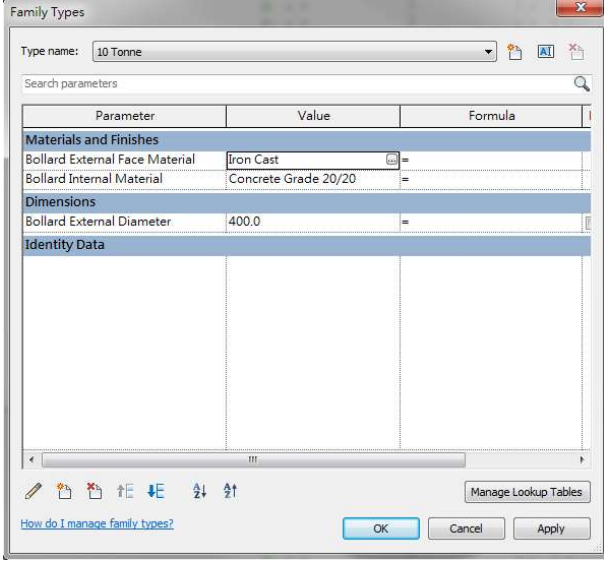
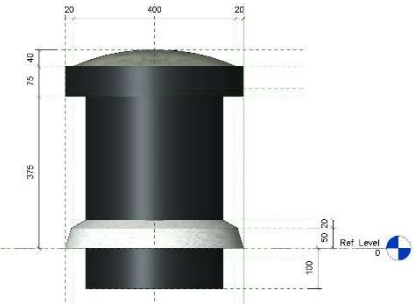

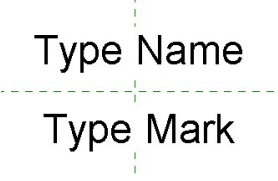


BIM OBJECT SHEET

QR Code for FM	SOFTWARE VERSION REVIT 2017	REFERENCE NUMBER CEDD-OS-0059
	DATE 06/2019	
	REVISION 00	

INPUT




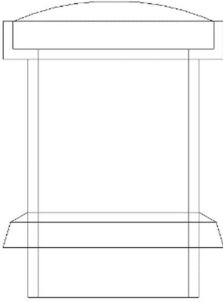
BIM OBJECT NAME MAE-CBO-CSH-10Tone-___		BIM OBJECT CATEGORY Generic Model	LOD 300	3D GEOMETRY
 <p style="text-align: center;">Bollard External Diameter = 400</p>				
PLAN		3D		
				
FRONT ELEVATION		PROPERTY / PARAMETER		
				
SIDE / SECTION ELEVATION				

2D SYMBOL NAME MAE-CBO-CSH-10Tone-___-SYM	2D TAG / LABEL / ANNOTATION NAME MAE-CBO-CSH-10Tone-___-TAG	2D SYMBOL	2D TAG / LABEL / ANNOTATION
			

REMARKS

PURPOSE/ VALUE DRIVEN BIM OBJECT DELIVERABLES

OUTPUT

SHEET VIEW: PLAN	SHEET VIEW: ELEVATION																			
		PRESENTATION DRAWING																		
N.A.	N.A.	STATUTORY / AUTHORITIES SUBMISSION DRAWING																		
		TENDER / CONSTRUCTION DRAWING																		
<table border="1" style="width: 100%; text-align: center;"> <thead> <tr> <th colspan="6"><Generic Model Schedule></th> </tr> <tr> <th>A</th> <th>B</th> <th>C</th> <th>D</th> <th>E</th> <th>F</th> </tr> </thead> <tbody> <tr> <td>Family</td> <td>Type</td> <td>Mark</td> <td>Bollard External Diameter</td> <td>Bollard External Face Material</td> <td>Bollard Internal Material</td> </tr> </tbody> </table>		<Generic Model Schedule>						A	B	C	D	E	F	Family	Type	Mark	Bollard External Diameter	Bollard External Face Material	Bollard Internal Material	SCHEDULE IN DRAWING
<Generic Model Schedule>																				
A	B	C	D	E	F															
Family	Type	Mark	Bollard External Diameter	Bollard External Face Material	Bollard Internal Material															