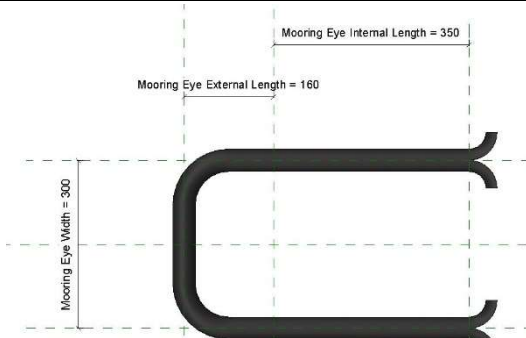

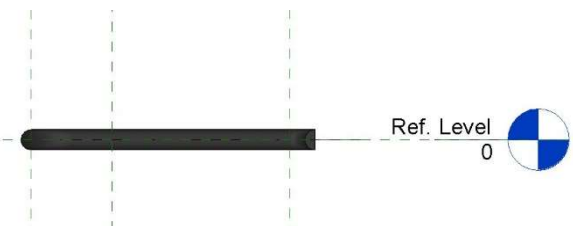



BIM OBJECT SHEET

QR Code for FM	SOFTWARE VERSION REVIT 2017	REFERENCE NUMBER CEDD-OS-0058
	DATE 06/2019	
	00	

INPUT

BIM OBJECT NAME MAE-CME-CSH-_-_-	BIM OBJECT CATEGORY Generic Model	LOD 300																														
<div style="text-align: center;">  </div> <p>PLAN</p>	<div style="text-align: center;">  </div> <p>3D</p>																															
<div style="text-align: center;">  </div> <p>FRONT ELEVATION</p>	<div style="border: 1px solid gray; padding: 5px;"> <p>Family Types</p> <p>Type name: Standard</p> <p>Search parameters</p> <table border="1" style="width: 100%; border-collapse: collapse;"> <thead> <tr> <th>Parameter</th> <th>Value</th> <th>Formula</th> </tr> </thead> <tbody> <tr> <td colspan="3">Materials and Finishes</td> </tr> <tr> <td>Mooring Eye Material</td> <td>Stainless Steel</td> <td>=</td> </tr> <tr> <td colspan="3">Dimensions</td> </tr> <tr> <td>Mooring Eye External Length</td> <td>160.0</td> <td>=</td> </tr> <tr> <td>Mooring Eye Internal Length</td> <td>350.0</td> <td>=</td> </tr> <tr> <td>Mooring Eye Width</td> <td>300.0</td> <td>=</td> </tr> <tr> <td colspan="3">Identity Data</td> </tr> <tr> <td> </td> <td> </td> <td> </td> </tr> <tr> <td> </td> <td> </td> <td> </td> </tr> </tbody> </table> <p style="text-align: right;"> <input type="button" value="OK"/> <input type="button" value="Cancel"/> <input type="button" value="Apply"/> </p> </div>		Parameter	Value	Formula	Materials and Finishes			Mooring Eye Material	Stainless Steel	=	Dimensions			Mooring Eye External Length	160.0	=	Mooring Eye Internal Length	350.0	=	Mooring Eye Width	300.0	=	Identity Data								
Parameter	Value	Formula																														
Materials and Finishes																																
Mooring Eye Material	Stainless Steel	=																														
Dimensions																																
Mooring Eye External Length	160.0	=																														
Mooring Eye Internal Length	350.0	=																														
Mooring Eye Width	300.0	=																														
Identity Data																																
<div style="text-align: center;">  </div> <p>SIDE / SECTION ELEVATION</p>	<p>PROPERTY / PARAMETER</p>																															

3D GEOMETRY



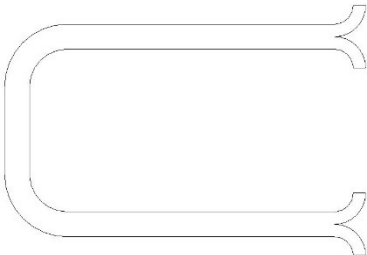

2D SYMBOL NAME xxx		2D TAG / LABEL / ANNOTATION NAME MAE-CME-CSH-_-_-TAG
N.A.	2D SYMBOL	Type Name Type Mark

2D TAG / LABEL / ANNOTATION

REMARKS

PURPOSE/ VALUE DRIVEN BIM OBJECT DELIVERABLES

OUTPUT

SHEET VIEW: PLAN		SHEET VIEW: ELEVATION																				
				PRESENTATION DRAWING																		
N.A.		N.A.		STATUTORY / AUTHORITIES SUBMISSION DRAWING																		
				TENDER / CONSTRUCTION DRAWING																		
<table border="1" style="width: 100%; border-collapse: collapse;"> <thead> <tr> <th colspan="6"><Generic Model Schedule></th> </tr> <tr> <th style="width: 16.6%;">A</th> <th style="width: 16.6%;">B</th> <th style="width: 16.6%;">C</th> <th style="width: 16.6%;">D</th> <th style="width: 16.6%;">E</th> <th style="width: 16.6%;">F</th> </tr> </thead> <tbody> <tr> <td>Family</td> <td>Type</td> <td>Mark</td> <td>Mooring Eye Width</td> <td>Mooring Eye External Length</td> <td>Mooring Eye Internal Length</td> </tr> </tbody> </table>				<Generic Model Schedule>						A	B	C	D	E	F	Family	Type	Mark	Mooring Eye Width	Mooring Eye External Length	Mooring Eye Internal Length	SCHEDULE IN DRAWING
<Generic Model Schedule>																						
A	B	C	D	E	F																	
Family	Type	Mark	Mooring Eye Width	Mooring Eye External Length	Mooring Eye Internal Length																	