

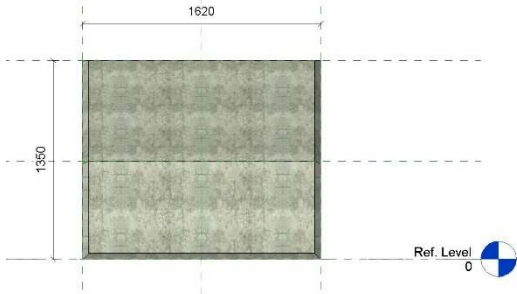
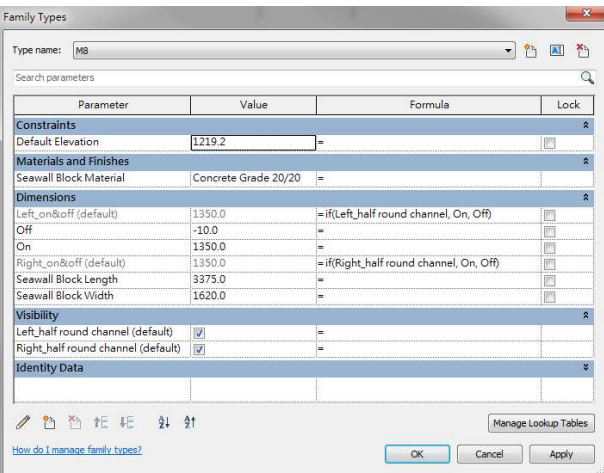
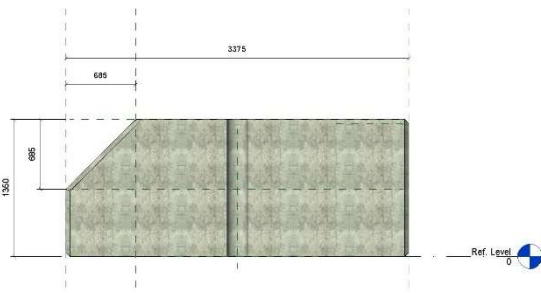


# BIM OBJECT SHEET

<b>QR Code for FM</b>	SOFTWARE VERSION <b>REVIT 2017</b>	<b>REFERENCE NUMBER</b>  <b>CEDD-OS-0055</b>
	DATE <b>06/2019</b>	
	REVISION <b>00</b>	

## INPUT

BIM OBJECT NAME <b>MAE-SBK-CSH-TypeM6_to_M8-___</b>		BIM OBJECT CATEGORY <b>Generic Model</b>	LOD <b>300</b>
 <p><b>PLAN</b></p>		 <p><b>3D</b></p>	
 <p><b>FRONT ELEVATION</b></p>		 <p><b>PROPERTY / PARAMETER</b></p>	
 <p><b>SIDE / SECTION ELEVATION</b></p>		3D GEOMETRY	
<p><b>2D SYMBOL NAME</b> <b>xxx</b></p> <p style="text-align: center; font-size: 2em;">N/A</p>			



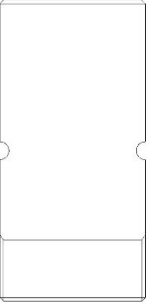

**2D SYMBOL**

**2D TAG / LABEL / ANNOTATION**

REMARKS

PURPOSE/ VALUE DRIVEN BIM OBJECT DELIVERABLES

OUTPUT

SHEET VIEW: PLAN	SHEET VIEW: ELEVATION																			
		PRESENTATION DRAWING																		
N/A	N/A	STATUTORY / AUTHORITIES SUBMISSION DRAWING																		
		TENDER / CONSTRUCTION DRAWING																		
<table border="1" style="width: 100%; text-align: center;"> <thead> <tr> <th colspan="6">&lt;Generic Model Schedule&gt;</th> </tr> <tr> <th>A</th> <th>B</th> <th>C</th> <th>D</th> <th>E</th> <th>F</th> </tr> </thead> <tbody> <tr> <td>Family</td> <td>Type</td> <td>Model</td> <td>Seawall Block Length</td> <td>Seawall Block Width</td> <td>Seawall Block Material</td> </tr> </tbody> </table>		<Generic Model Schedule>						A	B	C	D	E	F	Family	Type	Model	Seawall Block Length	Seawall Block Width	Seawall Block Material	SCHEDULE IN DRAWING
<Generic Model Schedule>																				
A	B	C	D	E	F															
Family	Type	Model	Seawall Block Length	Seawall Block Width	Seawall Block Material															