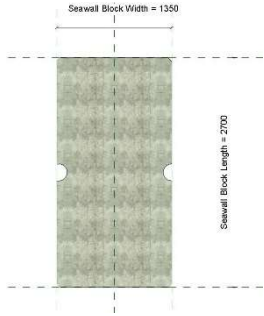


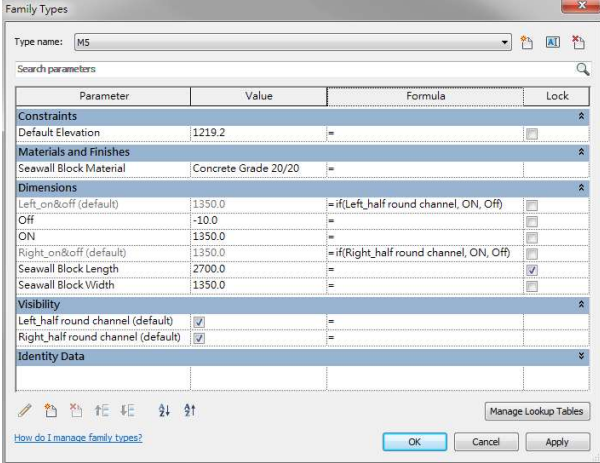



BIM OBJECT SHEET

QR Code for FM	SOFTWARE VERSION Revit 2017	REFERENCE NUMBER CEDD-OS-0054
	DATE 06/2019	
	REVISION 00	

INPUT

BIM OBJECT NAME MAE-SBK-CSH-TypeM1_to_M5-___		BIM OBJECT CATEGORY Generic Model	LOD 300
 <p style="text-align: center;">PLAN</p>		 <p style="text-align: center;">3D</p>	
 <p style="text-align: center;">FRONT ELEVATION</p>			
 <p style="text-align: center;">SIDE / SECTION ELEVATION</p>			





3D GEOMETRY

2D SYMBOL NAME xxx	2D SYMBOL	2D TAG / LABEL / ANNOTATION NAME MAE-SBK-CSH-TypeM1_to_M5-___-TAG	2D TAG / LABEL / ANNOTATION
N.A.		Type Name Type Mark Seawall Block Length Seawall Block Width	

REMARKS

PURPOSE/ VALUE DRIVEN BIM OBJECT DELIVERABLES

OUTPUT

SHEET VIEW: PLAN	SHEET VIEW: ELEVATION																			
		PRESENTATION DRAWING																		
N.A.	N.A.	STATUTORY / AUTHORITIES SUBMISSION DRAWING																		
		TENDER / CONSTRUCTION DRAWING																		
<table border="1" style="width: 100%; border-collapse: collapse;"> <thead> <tr> <th colspan="6" style="text-align: center;"><Generic Model Schedule></th> </tr> <tr> <th style="width: 16.6%;">A</th> <th style="width: 16.6%;">B</th> <th style="width: 16.6%;">C</th> <th style="width: 16.6%;">D</th> <th style="width: 16.6%;">E</th> <th style="width: 16.6%;">F</th> </tr> </thead> <tbody> <tr> <td>Family</td> <td>Type</td> <td>Model</td> <td>Seawall Block Length</td> <td>Seawall Block Width</td> <td>Seawall Block Material</td> </tr> </tbody> </table>		<Generic Model Schedule>						A	B	C	D	E	F	Family	Type	Model	Seawall Block Length	Seawall Block Width	Seawall Block Material	SCHEDULE IN DRAWING
<Generic Model Schedule>																				
A	B	C	D	E	F															
Family	Type	Model	Seawall Block Length	Seawall Block Width	Seawall Block Material															