綠化.總綱圖
Greening Master Plan

Civil Engineering and
Development Department
HKSAR Government
香港特別行政區政府
土木工程拓展署

3rd Edition (July 2012)
第3版 (2012年7月)

This booklet summarises the
Civil Engineering and Development Department's efforts and achievements in making Hong Kong a greener city through the Greening Master Plan project.

本小冊子扼述土木工程拓展署
藉推行綠化總綱圖計劃綠化香港的努力和成果

3rd Edition (July 2012)
第3版 (2012年7月)

Contents 目錄

Introduction	引言	3
Background	背景	4
Greening Conditions	綠化情況	6
Challenges	挑戰	7
Greening Master Plans	綠化總綱圖	11
Visible Achievements	明顯的成果	15
Greening Programme	綠化進程	53
Joint Effort of All	攜手合作 協德同心	57
Education and Promotion	教育與推廣	61
Appreciation and Awards	讚賞及獎項	62
Your Participation	你的參與	63
Appendix I 附件一	Myths and Truths Related to Planting 有關種植的誤解與真相	64
Appendix II 附件二	Useful Links Related to Greening 綠化相關網址	67

■ Cotton Tree Drive
紅棉路

Walk to Work along a tree-lined path
綠樹成蔭　安步上班

Introduction

Wouldn't you feel energised if you could walk to work along a tree-lined path, enjoying the occasional sunshine which filters through the green crown? Wouldn't you feel refreshed after a tiring workday, sitting by a flower bed with colourful blossoms scenting the air? To many, these experiences are a luxury that money cannot buy. But things are beginning to change.

Recognising the public's aspirations for a greener, lusher environment, the Civil Engineering and Development Department (CEDD) started to develop and implement Greening Master Plans (GMPs) for urban areas since 2004. A GMP seeks to define the overall greening framework of a district, and serves as a guide for all parties involved in planning, design and implementation of greening works. In addition to identifying planting locations, the GMP establishes the greening themes and proposes suitable planting species.

Greening works under GMPs were first implemented in two of the busiest districts of Hong Kong, namely Tsim Sha Tsui and Central. Now, if you take the Star Ferry to Central, you will notice a compass rose of colourful shrubs and trees in the roundabout near Pier No. 7. As you walk along the Tsim Sha Tsui section of Nathan Road, you will appreciate the green link created along the road.

This booklet summarises CEDD's efforts and achievements in making Hong Kong a greener city through the GMP initiative.

引言

一日之始，在綠樹成蔭的路上安步上班，享受偶爾透葉而來的晨光，怎不倍覺神清氣爽？俗務既畢，在芬芳悅目的花叢旁稍作休息，誰説不身心舒暢？這般的陽光與花木，千金難求，以往是遙不可及的奢侈品，但現在情況開始不一樣了。

為滿足公眾對綠化空間的要求，土木工程拓展署於2004年開始為市區制訂和推行綠化總綱圖計劃。綠化總綱圖是透過研究地區的特色和獨特需要，為地區訂定整體綠化大綱，並為規劃、設計和推行有關工程提供指引。綠化總綱圖除顯示建議的種植地點外，亦會確立綠化主題，及建議適合的栽種品種。

綠化總綱圖的綠化計劃首先在尖沙咀和中環這兩個本港最繁忙的地區落實。今天，天星小輪乘客到達中環後，途經7號碼頭附近的迴旋處時，必定深受色彩豐富、設計成羅盤狀的種植帶所吸引；沿尖沙咀彌敦道的綠色網絡亦令人眼前一亮。

本小冊子扼述土木工程拓展署藉推行綠化總綱圖計劃綠化香港的努力和成果。

1 Covered Walkway near Immigration Tower
近入境事務大樓的有蓋行人道

2 Nathan Road near Middle Road
彌敦道近中間道

Hong Kong a green model for Asia
香港 — 亞洲綠化模範城市

Background

The origin of the GMP initiative can be traced back to the 1999 Policy Address, which stated that the Government would strive to make Hong Kong a green model for Asia. The Government subsequently embarked on a massive planting programme. As shown in the following table, a total of 112 million plants have been planted in the past 10 years, resulting in significant improvement in the greenery of Hong Kong. Despite the achievement, there were concerns in the early period of the planting programme about a lack of district-based greening strategy and a lack of coordination of greening works among different parties. The Government responded to these concerns by the initiative of developing and implementing GMPs for urban areas in 2004, the very year when CEDD was established.

背景

綠化總綱圖計劃可追溯至1999年，當年的《施政報告》指出，政府會致力把香港變成亞洲的綠化模範城市。政府接著展開一項大型種植計劃。如附表顯示，在過去十年，共栽種1億1仟200萬棵植物，大大改善香港的綠化環境。儘管如此，在種植計劃的初期，有意見認為綠化工作以個別的工程項目進行，缺乏以地區為本的綠化策略，而各有關團體的綠化工作亦缺乏協調。為回應這些關注，政府在2004年提出為市區制訂並推行綠化總綱圖，這一年亦是土木工程拓展署成立的日子。

Total Quantities of Planting by Various Government Departments in the Past 10 Years
過去十年政府各部門總種植數量

Planting Quantity (million) 種植數量（百萬）	Year 年度										
	2001 / 02	2002 / 03	2003 / 04	2004 / 05	2005 / 06	2006 / 07	2007 / 08	2008 / 09	2009 / 10	2010 / 11	Total 總計
Trees 樹木	1.8	2.5	3.2	1.8	2.3	2.0	1.6	1.3	1.2	1.1	**18.8**
Shrubs 灌木	6.0	7.5	11.7	11.3	7.5	7.5	8.7	6.7	7.2	8.3	**82.4**
Annuals 時花	1.7	1.1	1.1	0.9	1.3	0.9	0.8	0.9	1.1	1.0	**10.8**
Total 總計	**9.5**	**11.1**	**16.0**	**14.0**	**11.1**	**10.4**	**11.1**	**8.9**	**9.5**	**10.4**	**112**

The total area of Kowloon and Hong Kong Island is about 130 km^2. Even if we consider only the built-up area, the total area involved will be around 50 km^2, a small area for its millions of inhabitants but an enormous area for a greening project. Necessarily, CEDD tackled such a large project with caution. The caution was necessary not only to ensure minimum disturbance to the local residents but also not to arouse any unrealistic expectation about greenery of urban areas. In particular, as the urban areas of Hong Kong have already been clogged with buildings, roads, people and the invisible but nonetheless omnipresent underground utilities, extensive greening is always a challenge.

九龍與港島的總面積約為130平方公里。單計算已發展地區，面積亦達50平方公里。相對數以百萬計的人口，這片土地非常細小；但對一項綠化計劃而言，這覆蓋範圍非常廣闊。由於工程規模龐大，本署在推行工程時非常謹慎，一方面盡量減少對區內居民的滋擾，同時避免公眾對市區綠化抱持不切實際的期望。香港的市區大廈林立、道路交錯、人煙稠密，而隱藏地下的公共設施亦無處不在，要大幅度綠化並不容易。

The approach initially adopted by CEDD was to develop GMPs for two districts first as a pilot prior to full scale rollout of the project. While we bore in mind the caution necessary, the two districts we selected perhaps demonstrated our ambition: Central and Tsim Sha Tsui. The former is literally the centre of Hong Kong, where the global media frequently capture their news footage; the latter is a major tourist hub where many tourists get their first and last (and perhaps lasting) impression about Hong Kong. CEDD developed the GMPs for these two districts in 2005 and subsequently completed the greening works recommended in the GMPs in early 2007. The implementation was so successful that it sets an exemplary case of how urban greening can be implemented.

本署先以兩個地區為試點，為該兩區制訂綠化總綱圖後，才全面推展整項工程計劃。我們選擇的兩個地區—中環和尖沙咀，或多或少展示了謹慎中求進取的決心。前者是香港的中心地帶，經常在世界各地媒體出現；而後者則是遊客匯聚之地，大部分遊客對於香港所得到的最初或最後印象（甚或是持久印象）均源於此。這兩個地區的綠化總綱圖在2005年制訂，隨後總綱圖建議的綠化工程在2007年年初完成。推行工作十分成功，樹立了市區綠化工作的模範。

Following the success in developing GMPs for Central and Tsim Sha Tsui, CEDD set out a programme for full-scale development and implementation of GMPs for urban areas and completed the development of all urban GMPs in early 2009. The greening works recommended in the GMPs were subsequently completed by mid 2011.

繼中環和尖沙咀綠化總綱圖成功制訂後，本署訂立計劃，全面制訂及推行市區綠化總綱圖，並在2009年年初完成制訂市區所有地區的綠化總綱圖。隨後市區綠化總綱圖建議的綠化工程在2011年年中完成。

Starting Point
起步點

■ A tale of two forests
翠綠森林與石屎森林成強烈對比

Greening Conditions

Despite many's perception, Hong Kong as a whole compares favourably with other major cities in terms of overall green coverage. The impression that Hong Kong lacks greenery perhaps stems from the fact that most greenery is in the countryside. Many people have begun to recognise this and reached out to our beautiful and green countryside at weekends and holidays.

Through the development and implementation of the Greening Master Plans, we hope to maximize the greenery of the built-up areas and to bridge the gap with our beautiful countryside with green links.

綠化情況

香港整體的綠化程度對比其他城市毫不遜色。香港予人綠化不足的印象，可能是由於本港大部分綠化地區位處郊外。不過，市民近年已開始明白這情況，紛紛在周末和假日到青葱優美的郊外遊玩。

我們希望藉著制訂和推行綠化總綱圖計劃，盡力綠化已發展的地區，利用綠色網絡拉近與優美郊外景致的距離。

Go on the greening journey
啟程．踏上綠化之旅



■ A 'challenging' street
充滿"挑戰"的街道

Challenges

Perhaps, no one needs to be reminded of the visible challenges to urban greening: narrow footpath, high pedestrian flow, the need to cater for sightline of pedestrians and drivers, for loading/unloading and other business activities, the gigantic overhanging signboards as well as older buildings with arcades and modern high-rise buildings, both of which block the sunlight necessary for healthy growth of plants. We need to overcome these challenges through a careful study of the physical conditions and land use characteristics of the areas, thorough investigation of each potential planting location and careful choice of plant species.

挑戰

眾所周知，在市區進行綠化工作，顯而易見的挑戰多不勝數：路窄人多、需顧及行人和駕駛者的視線、需預留地方供上落客貨和便利其他商業活動、遍佈巨型懸掛式廣告招牌、舊唐樓的騎樓及現代化高樓大廈遮擋陽光，妨礙植物健康生長等。我們需細心研究實際環境和土地用途特色，深入研究每個可能植樹的選址，並悉心挑選植物的品種，以克服這些挑戰。

■ Spaghetti overflow
盤根錯節的地下管道

■ A soil corridor
土溝



■ Tree planting helps creating a pleasant setting for alfresco dining
植樹能營造一個戶外悠閒的用膳環境

There are also less obvious, invisible challenges. In many places, the space below ground is even more congested than the space above. One would have difficulty in finding enough space to accommodate the roots of a young tree, not to mention the space required for root growth. Widespread utility diversion is probably unrealistic and causes unacceptable disruption to the local residents. Therefore, we focus our attention on utility diversion at focal areas where we can achieve significant greening impact.

Another invisible challenge is the poor soil in urban areas, which often contains excessive granular materials and lacks the necessary nutrients for plant growth. The problem was exacerbated in the old days by the need to compact the soil around the roots so as to prevent settlement of the pavement.

Today, we meet these challenges by careful selection of plant species, improving the soil conditions and constructing soil corridors with underground panels, which take up the loading of the pavement, leaving the soil loose and better able to support healthy trees.

市區的綠化工作亦面對一些較隱蔽的挑戰，其實很多地方的地底比路面更擠擁，擠得連小樹的根都容不下，更不用說要預留空間讓樹根生長。大規模遷移公用設施並不切實際，亦會對當地居民構成難以接受的滋擾。因此，我們專注只在某些重點位置進行遷移公用設施工程，以期盡量發揮綠化的效果。

另一項較隱蔽的挑戰是市區的泥土質素欠佳，土壤含碎石過多，缺乏植物生長所需的養分。以往為防止行人路沉降，須壓實根部周圍的泥土，令這個問題更見嚴重。

為克服這些挑戰，我們會細心挑選植物的品種，改良泥土的狀況，以及築建土溝附連地底支撐板，以承托行人路的負載，從而提供較鬆軟的泥土，令樹木健康生長。

The greatest challenge of all is perhaps the non-physical one. While most people welcome greening of their district, some may still hesitate or raise objection if a tree is planted in front of their shops or properties. We have to gently win their hearts and minds and persuade them to accept the planting using a variety of means such as photomontages and photos of exemplary cases of co-existence of planting and commercial activities. In fact, a number of overseas research studies indicate that customers are willing to pay more for equivalent goods and services in greened business districts. For details, please visit:
http://www.naturewithin.info/consumer.html

The above challenges are magnified many times to an unimaginable scale as we deal with greening on a district basis. Furthermore, most of the issues involved are not only related to arboriculture; their resolution calls for expertise from many disciplines, including landscape architecture, town planning, civil, structural and traffic engineering and even public relations. It is through the Greening Master Plan initiative, which pools the necessary expertises together and coordinates their efforts, that these challenges are overcome.

不過，最難應付的相信是具體種植環境以外的挑戰。雖然大多數人都歡迎地區綠化，但亦有一些業主不願意甚至反對在其商舖或物業前植樹。我們需要盡力游說，例如運用電腦合成圖片或展示植樹成功與商業活動並存的照片，才可以說服他們接受植樹。事實上，外國的一些研究指出，顧客樂意在綠化的商業區，為同等的商品及服務支付較高的價錢。詳情請瀏覽：
http://www.naturewithin.info/consumer.html

綠化總綱圖計劃覆蓋整個地區，要克服以上挑戰的難度可想而知。此外，大部分問題不單是植樹問題，更涉及多個範疇的專業知識，包括園境建築、城市規劃、土木工程、結構工程、交通工程，甚至公共關係。通過綠化總綱圖計劃，我們匯集所需的專才，統籌各方，克服種種挑戰。

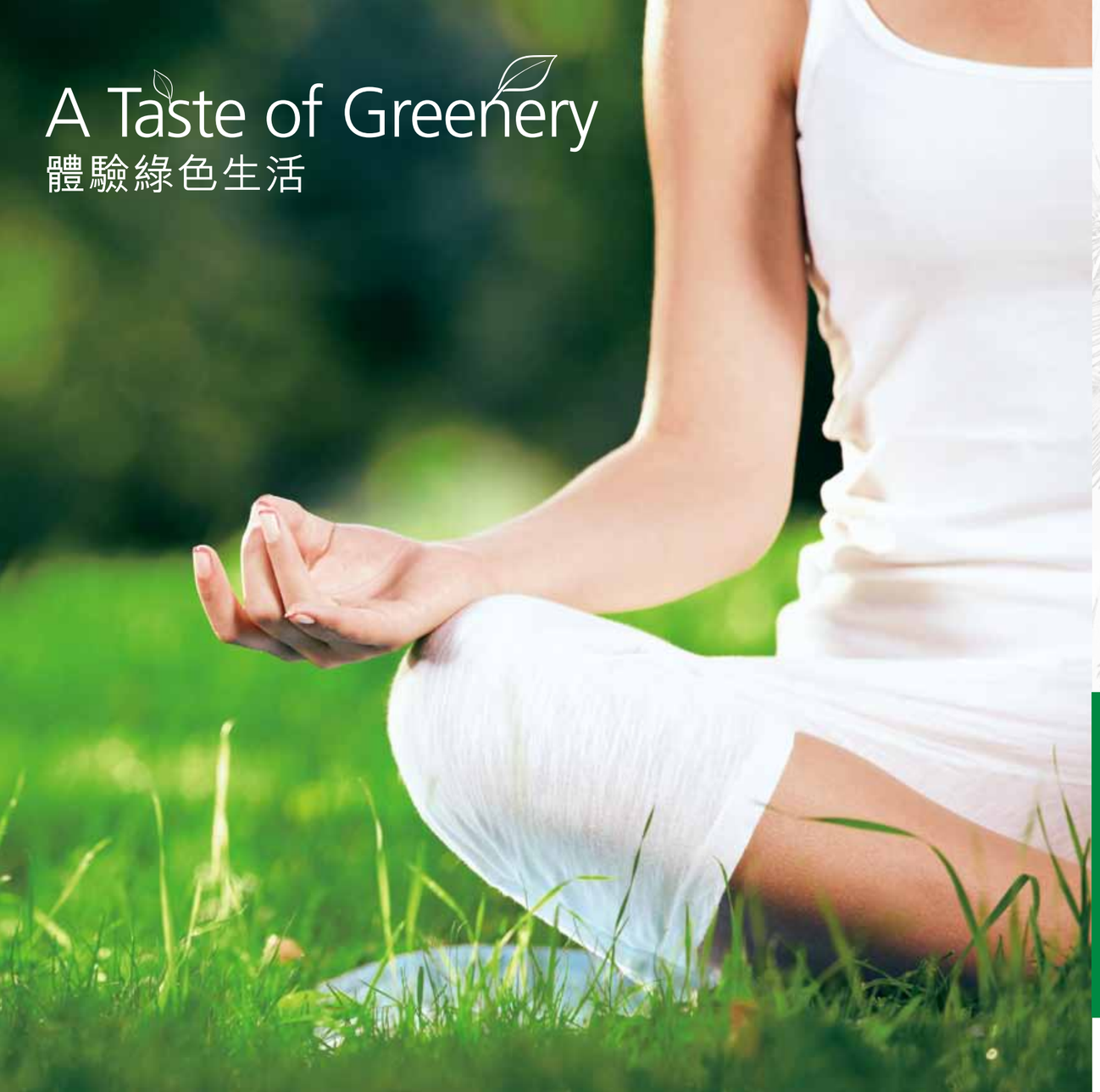

Greening Master Plans

Planting Locations

The GMPs are primarily a set of blueprints showing the locations of various proposed greening measures, including trees planting and construction of planters, for the concerned district. Generally, public footpaths and road medians are covered. Major infrastructure projects to be implemented within the districts have their own landscape plans. Therefore, for areas within their project boundaries, the GMPs will not specify the planting locations. Instead, we liaise with the project proponents and encourage them to adopt the greening themes and species proposed in the GMPs (please refer to the next section) wherever feasible in order to achieve consistent results for the whole district.

Greening Theme

One of the important elements of the GMP is the greening theme, which takes account of such factors as the local landscape and cultural characteristics, the public's perception and the future development of the district. The greening theme of the Tsim Sha Tsui GMP is illustrated here. The greening themes of other GMPs can be found on pages 16 to 51.

綠化總綱圖

種植地點

綠化總綱圖主要是一套藍圖，載明有關地區不同位置的各項擬議綠化措施，包括種植樹木及建造花槽。一般來說，綠化總綱圖涵蓋公眾行人徑及道路分隔帶。區內大型基建工程各自有景觀設計圖；因此，綠化總綱圖並不會為這些工程範圍內的地方標示種植地點。不過，我們會聯絡工程倡議人，鼓勵他們在可行情況下採用綠化總綱圖所建議的綠化主題及品種（請參閱下一部分），以達致劃一協調的效果。

綠化總綱圖的主題

綠化總綱圖的一項主要元素是綠化主題。我們是依據各區的景觀及文化特色、公眾對當區的觀感及該區未來的發展來訂立。下圖描述尖沙咀綠化總綱圖的主題。其他綠化總綱圖的主題載於第16頁至51頁。

GMP for Tsim Sha Tsui
尖沙咀綠化總綱圖

Actual Planting Quantity
實際種植數量
(Approximately 約)

Trees 樹	Shrubs 灌木
680	145,000



Jade Necklace

The theme of 'Jade Necklace' for Tsim Sha Tsui GMP highlights the linkage of existing precious green jewels, such as Kowloon Park and Centenary Garden, by green links along major roads including Nathan Road and Salisbury Road.

翡翠玉帶

尖沙咀綠化總綱圖以「翡翠玉帶」為主題，強調把九龍公園、百週年紀念公園等一些現有的綠化點連繫起來，沿彌敦道和梳士巴利道等主要道路建立綠色網絡。

Plant Palette

GMPs recommend a palette of plant species for a district. Apart from matching with the greening theme, the recommended plant species can cope with the local soil conditions, the microclimate and the functional and performance requirements that the species have to achieve. The plant palettes recommended in the GMPs developed so far can be accessed through our website at:
www.cedd.gov.hk/eng/greening/index.htm

GMPs function as a set of coherent guidelines for all parties involved in planning, design and implementation of greening works. By co-ordinating and guiding their efforts, we will achieve synergy resulting in greening effect which would otherwise be unachievable by any individual party.

植物品種

綠化總綱圖為地區建議合適的植物品種。建議的植物品種不但要配合綠化主題，同時要能適應地區的土壤和微氣候，並且能夠發揮種植的功用和成效。綠化總綱圖建議的植物品種已上載本署網頁，以供公眾瀏覽：
www.cedd.gov.hk/tc/greening/index.htm

綠化總綱圖為參與策劃、設計和落實綠化工程的各方人士，提供一套完整的指引。各方同心合力，定能發揮協同效應，所帶來的綠化成效絕非單方面努力可以達致。

Right-species-at-the-right-place 在適當地方種植合適品種

Criteria for selection of suitable plant species

We adopt the 'right-species-at-the-right-place' principle in selecting plant species. Under this principle, we match the plant characteristics and growing requirements with factors like:

- Site conditions – above and underground space available, soil conditions, microclimate, amount of sunlight and rainfall, land use and site constraints;
- Traffic and pedestrian requirements – sightline, width of footpaths/traffic lanes/central medians, traffic/pedestrian flow volume and headroom required;
- Design objectives – greening theme, form, colour, scent, shade, seasonal change, and budget;
- Maintenance requirements – accessibility, maintenance effort and cost required; and
- Suggestions and views of the public (please see the section on 'Joint Effort of All' below).

揀選合適植物品種的準則

在揀選合適植物品種時，我們採用「在適當地方種植合適品種」的原則。按此原則，我們將植物的特徵和生長條件與下述因素一併考慮：

- 工地情況—地面以上和以下的可用空間、土壤狀況、微氣候、陽光與降雨量、土地用途和工地限制；
- 照顧交通和行人方面的需要—視線、行人徑/車道/中央分隔帶的闊度、車輛/行人流量和所需的淨空高度；
- 設計目標—綠化主題、形態、色調、香味、遮蔭、季節轉變和預算；
- 護養需求—種植位置是否容易到達及所需的護養和費用；以及
- 公眾的建議和意見（請參閱下文「攜手合作 協德同心」。）

The plant species recommended in the GMP for Tsim Sha Tsui 尖沙咀綠化總綱圖建議的植物品種

Trees 樹木

Spathodea campanulata
African Tulip Tree
火焰木

Ficus benjamina
Weeping Fig
垂葉榕

Jacaranda mimosifolia
Jacaranda
藍花楹

Crateva unilocularis
Spider Tree
樹頭菜

Cinnamomum camphora
Camphor Tree
樟樹

Cinnamomum burmannii
Cinnamon Tree
陰香

Climbers 攀緣植物

Bougainvillea buttiana
Orange Bougainvillea
橙黃簕杜鵑

Bougainvillea glabra
Pink Bougainvillea
粉紅簕杜鵑

Shrubs and Groundcovers 灌木及鋪地植物

Alternanthera dentata 'Ruby'
Ruby Leaf
新加坡紅草

Ixora chinensis
Red Ixora
龍船花

Schefflera arboricola 'variegata'
Variegated Miniature Umbrella Tree
花葉八葉

Syngonium auritum 'Variegatum'
White Butterfly
花葉長柄合果芋

Cuphea hyssopifolia
False Heather
台灣雪茄花

Ficus microcarpa 'Golden Leaves'
Golden-leaves fig
黃金榕

Rhododendron spp.
Rhododendron
杜鵑

Thunbergia erecta
Bush Thunbergia
硬枝老鴉咀

Duranta erecta 'Variegata'
Variegated Golden Dewdrop
花葉假連翹

Asparagus densiflorus 'Sprengeri'
Sprengeri Fern
天冬

Rhoeo discolor
Oyster Plant
蚌花

Hibiscus rosa sinensis Flavus
Chinese Hibiscus
黃花扶桑

Greening Achievements
今日一小步，明天一大步

Visible Achievements

We have already completed the greening works recommended in the GMPs for urban areas in mid 2011. A total of about 24,890 trees and 5.13 million shrubs have been planted. These have brought about significant improvements to the cityscape.

明顯的成果

我們已於2011年年中完成市區綠化總綱圖建議的綠化工程，共種植了約24,890棵樹和近513萬棵灌木，令市容得到顯著改善。

Central & Western District

中西區

HEART OF GOLD 金融中心

Central 中環

'Heart of gold' is adopted to reflect Central's role as the financial centre of Hong Kong. The English theme title also conveys a meaning of 'kind and generous', a character of Hong Kong people so vividly demonstrated by the enthusiastic participation in numerous charity funds raising campaigns. This theme is expressed by plants with golden, yellow, orange or red flowers and foliage.

中環採用「金融中心」為主題，以配合中環作為香港金融中心的角色。英文主題（heart of gold）有慈悲為懷、慷慨大方的意思，寓意香港人多次踴躍參與慈善籌款活動。為了彰顯這個主題，主要會種植金色、黃色、橙色和紅色花葉的植物。

CIVIL ELEGANCE 文城雅樹

Sai Ying Pun 西營盤

Sai Ying Pun is an area enriched with historical monuments, educational institutions and Dr. Sun Yat-sen Historical Trail. The theme 'Civil Elegance' is appropriately chosen with the Scholar tree (*Sophora japonica*) and White Jade Orchid Tree (*Michelia x alba*) as the area's proposed signature trees to highlight the historical relationship between Dr. Sun and the University of Hong Kong, thereby creating an intellectual ambiance to the area.

西營盤是一個充滿歷史意義的地方，是歷史文物、著名院校和孫中山史蹟徑的所在地。選擇有學者樹之稱的槐樹與白蘭映襯「文城雅樹」主題，不但能帶出孫中山先生及香港大學與西營盤區的歷史淵源，也讓書卷氣息融入社區，營造一個具學術氣氛的環境。

JOYFUL RENAISSANCE「喜」動之城

Kennedy Town 堅尼地城

Kennedy Town is in the process of major revitalization through various redevelopment schemes, notably the MTR West Island Line. The theme 'Joyful Renaissance' depicts the bright prospect that would dawn on the area in the near future. Happy Tree *(Camptotheca acuminata)* is selected to highlight the theme.

一系列發展項目包括港鐵西港島線將為堅尼地城換上一個嶄新而富有動力的市區景象。「『喜』動之城」描畫出未來發展的喜悅情懷，建議種植喜樹彰顯主題。

Actual Planting Quantity 實際種植數量

(Approximately 約)

Trees 樹	Shrubs 灌木
2,430	559,500

Before Greening 綠化前 After Greening 綠化後

New Star Ferry Pier, Central
中環新天星碼頭

■ IFC Footbridge
國際金融中心行人天橋

■ Victoria Road
域多利道

■ St Stephen's Lane
聖士提反里

■ Man Kwong Street
民光街

Before Greening 綠化前 After Greening 綠化後

Wan Chai

灣仔

Before Greening 綠化前 After Greening 綠化後

RAINBOW 彩虹

The northern coast of Hong Kong Island has evolved by a series of strip-like reclamations. These strips, each with unique topography, land use and greening characteristics, together could be depicted as a 'rainbow'.

港島北面不斷以帶狀向海邊伸延發展，演變出一層一層具有不同地形、土地用途和綠化景況的社區，所以用彩虹為主題。

Actual Planting Quantity 實際種植數量

(Approximately 約)

Trees 樹	Shrubs 灌木
1,270	212,000

Covered Walkway near Immigration Tower
入境事務大樓附近的有蓋行人道

Shiu Kin Lane
肇堅里

Hennessy Road
軒尼詩道

Sunning Road
新寧道

Before Greening 綠化前 After Greening 綠化後

Southern District

南區

RUBY SHORES 赤映灣畔

Repulse Bay / Stanley / Shek O 淺水灣 / 赤柱 / 石澳

Situated at the quiet seashore of the Southern District, these areas enjoy the panoramic seaview of South China Sea. Plant species with leaves which turn reddish in colour seasonally such as Indian Almond *(Terminalia catappa)* will be recommended to create a romantic atmosphere.

遠離繁囂鬧市的淺水灣、赤柱及石澳，在南區海灣自成一角，坐擁南中國海的碧藍景色。建議栽種樹葉會隨季節轉紅的植物，如欖仁樹，以營造浪漫的氣氛。

BAUHINIA NEIGHBOURHOOD 楓林紫影

Pok Fu Lam 薄扶林

Hong Kong's emblem tree, Hong Kong Orchid Tree *(Bauhinia x blakeana)*, was first discovered in Pok Fu Lam. Together with species like Sweet Gum *(Liquidambar formosana)*, the theme Bauhinia Neighbourhood would be realized.

市花洋紫荊是首先在薄扶林發現的，配以楓香等植物，將可襯托出「楓林紫影」這個主題。

INCENSE HARBOUR 香樹漁港

Aberdeen 香港仔

'Incense Harbour' reflects Aberdeen as a traditional fishing harbour and once a port for export of incense. *Aquilaria sinensis*, which is commonly known as 'Incense Tree', is chosen to highlight the origin of the Chinese name of Aberdeen.

「香樹漁港」既反映香港仔作為漁港的特色，亦點出曾經在這裏出口香料的歷史。建議種植用作製香原料的土沉香以點出香港仔中文名字的由來。

Actual Planting Quantity 實際種植數量

(Approximately 約)

Trees 樹	Shrubs 灌木
1,440	255,500

Before Greening 綠化前 After Greening 綠化後

Chi Fu Close
置富徑

■ Wong Chuk Hang Road
黃竹坑道

■ Tin Wan Praya Road
田灣海傍道

■ Victoria Road
域多利道



■ Repulse Bay
淺水灣

Before Greening 綠化前 After Greening 綠化後

Eastern District

東區

ROYAL PALM BOULEVARD 東城棕調

North Point 北角

The theme accentuates King's Road as the main road in North Point and is to be realized by plants like Royal Palm (*Roystonea regia*), which has a lofty, symmetrical, majestic appearance.

「東城棕調」以「王棕」配合北角主要交通幹道「英皇道」的名字。王棕有著對稱整齊的外形，樹幹白滑高直，擁有王者的氣派。

TRANQUIL GARDEN 安逸薪園

Chai Wan 柴灣

The theme highlights the tranquility of Chai Wan Park and aims to extend the atmosphere to the rest of the region. The Chinese theme name reveals the region's history of producing firewood. The plant palette includes trees like Flame Tree (*Delonix regia*), which is commonly found in the region and has brightened the region with its bright red flowers in summer time as well as Ivy Tree (*Schefflera heptaphylla*), which was used for making matches or firewood in the past.

「安逸薪園」反映柴灣公園的安樂閑適，通過適當的種植，可將綠化效果延伸至周邊社區。建議的樹種包括鳳凰木等在社區常見、並有鮮艷色彩的樹種，為地區帶來生氣。亦建議種植鴨腳木這種昔日用作生火及製造火柴的本地樹種，帶出地名的由來。

ELEGANT BAY 翠榕雅灣

Shau Kei Wan 筲箕灣

The theme projects the lush environment in Lei Yue Mun Park to the rest of Shau Kei Wan. The theme also hints at the region's past as a storm shelter for fishermen. Plants like Big-leaved Fig *(Ficus virens var. sublanceolata)*, which is tough and adaptable to the coastal environment, will be planted to create a pleasant and leisure environment for the residents.

「翠榕雅灣」喻意將鯉魚門公園蒼翠繁茂的環境帶到整個筲箕灣區；也暗喻該區昔日是為漁民提供庇護的避風港灣。選擇例如大葉榕等適合岸邊生長及堅韌的品種，能為居民創造一個優雅的環境。

Actual Planting Quantity 實際種植數量

(Approximately 約)

Trees 樹	Shrubs 灌木
2,100	400,000

Before Greening 綠化前 After Greening 綠化後

Aldrich Bay Road
愛秩序灣道

■ San Ha Street
新廈街

■ Nam On Lane Bus Terminus
南安里巴士總站



■ Shun Tai Road
順泰道

Before Greening 綠化前 After Greening 綠化後

Yau Tsim Mong

油尖旺

Before Greening 綠化前 After Greening 綠化後

JADE NECKLACE 翡翠玉帶

Tsim Sha Tsui 尖沙咀

The theme of 'Jade Necklace' for Tsim Sha Tsui GMP highlights the linkage of existing precious green jewels, such as Kowloon Park and Centenary Garden, by green links along major roads including Nathan Road and Salisbury Road.

尖沙咀綠化總綱圖以「翡翠玉帶」為主題，強調把九龍公園、百週年紀念公園等一些現有的綠化點連繫起來，沿彌敦道和梳士巴利道等主要道路建立一個綠色網絡。

COASTAL SCENERY 海濱風光

West Kowloon waterfront 西九龍海濱

The theme reinforces the West Kowloon waterfront character and uses plant species commonly found in coastal areas to create a relaxing and enjoyable atmosphere.

「海濱風光」配合西九龍海濱的特色，採用海岸地區常見的植物品種，營造閒適的氣氛。

GREEN KALEIDOSCOPE 綠色萬花筒

Core of Mong Kok and Yau Ma Tei 旺角和油麻地核心區

'Green Kaleidoscope' is adopted as the greening theme for the core of Mong Kok and Yau Ma Tei. A wide variety of planting designs and species will be used to reinforce the characters of existing landmarks such as Tin Hau Temple.

旺角和油麻地的核心區以「綠色萬花筒」為綠化主題，採用多樣化的栽種設計和植物品種，以加強天后廟等現有文化景點的特色。

PARKLAND 休閒園地

King's Park to MTR Hung Hom Station 京士柏山至港鐵紅磡站

The theme covers the various green spaces extending from King's Park to MTR Hung Hom Station. The species recommended are those typically found in parks, and the planting will be designed to create a natural and relaxing environment for visitors and local residents.

「休閒園地」則覆蓋從京士柏山至港鐵紅磡站的多個綠化空間。建議種植常見於公園的品種，為遊人和居民提供自然及悠閒的環境。

Actual Planting Quantity 實際種植數量

(Approximately 約)

Trees 樹	Shrubs 灌木
4,850	1,005,000

North Shore of New Yau Ma Tei Typhoon Shelter
新油麻地避風塘北岸

■ Ferry street
渡船街

■ Nathan Road
Near Middle Road
彌敦道近中間道

■ Ching Shan Street
靖山街

■ Waterloo Road
窩打老道

Before Greening 綠化前 After Greening 綠化後

Sham Shui Po

深水埗

Before Greening 綠化前 After Greening 綠化後

GOLDEN KALEIDOSCOPE 金影花筒

Sham Shui Po / Cheung Sha Wan / Mei Foo
深水埗 / 長沙灣 / 美孚

The theme represents a continuity of the theme 'Green Kaleidoscope' for Mong Kok and Yau Ma Tei Greening Master Plans, symbolizing the bustle and activity of this busy traditional commercial and residential area. Planting of trees with beautiful golden, yellow or red flowers and foliage will add seasonal colours and interest to the busy life of the residents.

深水埗、長沙灣、美孚是傳統工商業及住宅區域。「金影花筒」顯現地區變化萬千的特色，亦與毗連旺角及油麻地區「綠色萬花筒」的主題相映成趣。配以有金色、黃色或紅色花或葉的樹種，為繁囂的城市生活增添趣味與色彩。

Actual Planting Quantity
實際種植數量
(Approximately 約)

Trees 樹	Shrubs 灌木
3,210	540,000

SCENIC VISTAS 彩峰倚雲

Shek Kip Mei 石硤尾

The theme 'Scenic Vistas' emphasizes the green backdrop of Lion Rock Country Park. It aims at connecting the various parks within the region with the verdant setting through green links. A pleasant living environment is created by the seasonal change of trees such as Sweet Gum (*Liquidambar formosana*) and Purple Camel's Foot (*Bauhinia purpurea*).

石硤尾背靠獅子山郊野公園，南望九龍大地，背景郁綠。以「彩峰倚雲」為石硤尾一帶的綠化主題，將區內各公園與青葱山景以綠化脈絡相連，配合種植楓香、紅花羊蹄甲等紅色花葉樹木，點綴地區色彩，營造一個自然優雅的居住環境。

Sham Mong Road median near Po Lun Street
深旺道近寶輪街的中央分隔帶

■ Sham Shui Po Park
深水埗公園



■ Lai Po Road
荔寶路



■ Mei Foo
美孚

■ Tung Chau Street
通州街

■ Lai Chi Kok Road
near Cheung Sha Wan
Wholesale Vegetable
Market
荔枝角道近長沙灣
蔬菜批發市場

Before Greening 綠化前 After Greening 綠化後

Kowloon City

九龍城

Before Greening 綠化前 After Greening 綠化後

VERDANT PARKLAND 綠悠恬林

Kowloon Tong / Kowloon City / Ho Man Tin
九龍塘 / 九龍城 / 何文田

Kowloon Tong has long been a low density residential area with abundant green public spaces, private gardens and fine old trees. Kowloon City and Ho Man Tin are slowly catching up through developments such as the Walled City Park and the well greened service reservoir areas. The theme is a reflection of the vision of creating a tranquil parkland and peaceful environment, and will be realized by a palette of plants including Spider Tree (*Crateva unilocularis*).

九龍塘，一個一向綠意盎然的社區；九龍城內，昔日的寨城現在變成美麗葱鬱的公園；何文田則擁有多個青翠的配水庫遊樂場。「綠悠恬林」喻意將地區變成恬靜、閒適的公園，種植諸如樹頭菜等品種。

Actual Planting Quantity 實際種植數量

(Approximately 約)

Trees 樹	Shrubs 灌木
2,690	442,000

VIBRANT HEART 躍動紅灣

To Kwa Wan / Hung Hom 土瓜灣 / 紅磡

The focus is to create a more dynamic and vibrant atmosphere in the traditional industrial and residential areas of To Kwa Wan and Hung Hom. The theme emphasizes the use of plants with vibrant colours or interesting forms such as African Tulip Tree (*Spathodea campanulata*) and design with a mosaic of colours and patterns.

土瓜灣及紅磡是九龍傳統的工業和住宅區。綠化主題喻意為社區注入活力與生氣，著重種植如火焰木等有耀眼色彩或特別形態的品種，以鑲嵌出一幅美麗的圖畫。

Hereford Road
禧福道

■ Beacon Hill Road
筆架山道

■ Argyle Street Playground
亞皆老街遊樂場

■ Chung Man Street
忠民街

■ Chung Man Street
忠民街

Before Greening 綠化前 After Greening 綠化後

Wong Tai Sin

黃大仙

Before Greening 綠化前 After Greening 綠化後

CELESTIAL GARDEN 華園仙踪

Wong Tai Sin / Diamond Hill / Chuk Yuen
黃大仙 / 鑽石山 / 竹園

The theme reflects the spiritual and religious significance of 'Wong Tai Sin Temple' and 'Chi Lin Nunnery' to the region, and species commonly found in traditional Chinese gardens, such as Dragon Juniper (*Juniperus chinensis* 'kaizuca') will be selected.

「華園仙踪」揉合了黃大仙祠和志蓮淨苑的宗教色彩，盡量採用常見於中式園林的品種，例如龍柏。

VIBRANT RAINBOW 繽紛彩虹

Choi Wan / Choi Hung 彩雲 / 彩虹

The theme reflects the meaning of the Chinese name of the region. A 'rainbow' formed by species like Sweet Gum (*Liquidambar formosana*), African Tulip Tree (*Spathodea campanulata*), Golden-shower (*Cassia fistula*), Spider Tree (*Crateva unilocularis*) and Jacaranda (*Jacaranda mimosifolia*) will brighten the region and bring delightfulness to the residents.

「繽紛彩虹」主題源於彩雲及彩虹的社區名稱，配以楓香、火焰木、豬腸豆、樹頭菜及藍花楹等色彩豐富的品種，營造一個有如彩虹般繽紛萬變的居住環境。

SHADY PALM GARDEN 蒲園綠蔭

San Po Kong 新蒲崗

The theme envisions a garden of shady palms for the region, which will be realized as the region gradually transforms itself from an old industrial area to a new commercial hub in the hinterland of the future Kai Tak Development area. The theme also conveys the meaning of the Chinese name of the region.

「蒲園綠蔭」是新蒲崗一帶的綠化主題，「蒲」取自該區的命名，也憧憬將來林蔭處處；主題亦著重表達新蒲崗由一個舊工業區，蛻變成鄰近啟德發展區的商業區。

Actual Planting Quantity 實際種植數量

(Approximately 約)

Trees 樹	Shrubs 灌木
1,670	463,000

Yuk Wah Street
毓華街

■ Hammer Hill Road
near Choi Hung Estate
斧山道近彩虹邨

■ Po Kong Village Road
蒲崗村道

■ Fung Lai Road near
Po Kong Village Road
鳳禮道近蒲崗村道

■ Hammer Hill Road
near Regent on The Hill
斧山道近帝峰豪苑

Before Greening 綠化前 After Greening 綠化後

Kwun Tong

觀塘

SUNNY PROSPECT 曉巒翠景

Ngau Tau Kok / Sau Mau Ping / Lam Tin
牛頭角 / 秀茂坪 / 藍田

The theme depicts the fine view of sunrise between Victoria Harbour and the green mountainous backdrop behind Ngau Tau Kok, Sau Mau Ping and Lam Tin. This symbolizes the bright prospect of the region. The plant palette, including Jacaranda (*Jacaranda mimosifolia*), creates a matrix of vivid and lively colours that echo with the uplifting energy.

「曉巒翠景」描繪在牛頭角、秀茂坪及藍田一帶遠眺維港兩岸及翠綠群山的日出美景，並祝願該區美好的發展前景。栽種藍花楹等色彩繽紛的喬木，能營造一個既和諧又優美的居住環境。

JADE CRESCENT 翠堤灣畔

Kowloon Bay / Kwun Tong / Cha Kwo Ling / Lei Yue Mun
九龍灣 / 觀塘 / 茶果嶺 / 鯉魚門

The sheltered bay setting connects the coastal areas from Kowloon Bay to Lei Yue Mun. The theme 'Jade Crescent' accentuates the evolution and progress of these areas and the greening opportunities along the coast through redevelopment. The palette contains species of vivid colours, like Purple Tabebuia (*Tabebuia impetiginosa*), which allude to the bright potential of the region, and species, like Cuban Bast (*Hibiscus tiliaceus*), which adapt to the coastal environment.

「翠堤灣畔」不但描繪九龍灣至鯉魚門一帶的海灣地形，亦揭示沿海地區未來重建所帶來的綠化機會。選擇的品種有風鈴木等有艷麗花朵的喬木，代表地區的亮麗發展前景，配以黃槿等適合岸邊栽種的品種。

Actual Planting Quantity
實際種植數量
(Approximately 約)

Trees 樹	Shrubs 灌木
5,230	1,255,100

Before Greening 綠化前 After Greening 綠化後



Tai Yip Lane
大業里

Lei Yue Mun Road
鯉魚門道

Lei Yue Mun Path
鯉魚門徑

Before Greening 綠化前 After Greening 綠化後

Quality Assurance 質量保證

How do we ensure quality planting?

When we develop the GMPs, we

- investigate the site conditions;
- consult the public about the types and species of planting they want, and relevant departments about the traffic, pedestrian and safety requirements and maintenance issues etc;
- visit the nurseries in Hong Kong and the Mainland to ensure that good quality plants of the recommended species will be available; and
- explore means, such as construction of soil corridors and enlargement of existing planting beds, to promote healthy plant growth.

When we prepare the specifications, we

- consider the local and overseas best practices of tree planting; and
- impose stringent specifications for the greening works, with illustrations by photos if necessary, and require the contractors to employ qualified personnel for horticultural or arboricultural work.

When we execute the greening works, we

- deploy adequate site supervisory staff and exercise close supervision throughout the planting and establishment process;
- replace existing soil with good quality soil and improve drainage conditions if necessary; and
- maintain close dialogue with relevant departments, stakeholders and the local residents.

我們如何確保植樹質素？

在制訂綠化總綱圖時，我們會：

- 勘測工地情況；
- 就植物類別和品種諮詢公眾，以及就交通、行人和安全方面的要求及護養事宜等諮詢有關部門；
- 前往本港和內地的苗圃視察，確保建議的品種有優質的存貨；以及
- 研究促進植物健康生長的方法， 如建造「土溝」和擴大現有的種植帶。

在擬備工程規格時，我們會：

- 參考本地和海外的最佳植樹方法；以及
- 制訂嚴格的綠化工程規格，在必要時輔以照片說明，以及規定承建商聘用合資格人士負責園藝或樹木培植工作。

在進行綠化工作時，我們會：

- 調配足夠的駐地盤監督人員，並密切監察整個植樹和培植過程；
- 在有需要時，換上優質土壤，並改善排水情況；以及
- 與有關部門、相關人士和當地居民保持緊密聯繫。

Towards a Green Tomorrow
向綠色未來邁進

Greening Programme

As mentioned in the preceding section, the greening works proposed in the urban GMPs have been completed in mid 2011. Now, we are formulating the GMPs for the New Territories (NT) under 4 consultancy studies:

NT North West (NTNW)	-	covering Yuen Long and Tuen Mun
NT South East (NTSE)	-	covering Sha Tin and Sai Kung
NT North East (NTNE)	-	covering North District and Tai Po
NT South West (NTSW)	-	covering Tsuen Wan, Kwai Tsing and Islands District

The NTNW and NTSE GMP studies commenced in May 2011. It is expected that the GMPs of the concerned districts will be available in early 2013. The NTNE and NTSW GMP studies commenced in February 2012, and the GMPs will be available in around mid 2013.

In view of the extensive area of NT, the GMP studies focus primarily on core town centres, major transportation routes and tourist attraction locations.

綠化進程

如前文所述，市區綠化總綱圖建議的綠化工程已在2011年年中完工。現在，我們正制訂新界綠化總綱圖。制訂工作按以下四項顧問研究進行：

新界西北	-	涵蓋元朗和屯門
新界東南	-	涵蓋沙田和西貢
新界東北	-	涵蓋北區和大埔
新界西南	-	涵蓋荃灣、葵青和離島區

新界西北及東南的綠化總綱圖研究已於2011年5月開始，預計有關地區的綠化總綱圖將於2013年年初完成。新界東北及西南的研究亦已在2012年2月展開，並將於2013年年中完成制訂工作。

由於新界幅員廣大，綠化總綱圖的重點研究範圍是各區的市中心、主要交通幹線及旅遊景點。

Lawn 草地

One of the most welcome projects of CEDD is perhaps the Hung Hum Waterfront Promenade. A distinct feature of the project is the provision of lawn where visitors can walk and rest. Some people might consider that a lawn would be easier to design, construct and maintain than a planter with shrubs. This is not the case. There are special requirements to be considered in the design, construction and maintenance of a lawn:

紅磡海濱長廊也許是本署最受歡迎的工程項目之一。這個工程項目的特色，是提供草地讓訪客漫步和休息。有人可能認為，草地會較灌木花槽更容易設計、建造和保養。事實並非如此。設計、建造和保養草地時，須考慮各項特別要求：

1	Careful choice of location 審慎選擇地點	In general, grass requires a lot of sunshine. Shady locations are not suitable. 一般來説，草需要大量陽光。陰蔽的地點並不適合。
2	Careful selection of grass species 審慎挑選草的品種	For a seaside location, only a few grass species can tolerate the salty environment. We have tried *Paspalum varginatum* (Sea-shore Paspalum 海濱雀稗), *Zoysia matrella* (Manlia Grass 溝葉結縷草) and *Cynodon dactylon* (Couch Grass 雜交百暮達草) in the Hung Hum Waterfront Promenade, and found that *Zoysia matrella* is the most suitable one from appearance and maintenance points of view. 就海濱的地點來説，只有少數品種能抵受偏鹹的環境。我們曾在紅磡海濱長廊嘗試種植海濱雀稗、溝葉結縷草和雜交百暮達草，從外觀和保養角度來看，發現溝葉結縷草最為適合。
3	Soil 土壤	The soil for grass should be well-drained and should be sandy loam in nature. Therefore, in the construction of Hung Hum Waterfront Promenade, CEDD has required the contractor to wash away the clayey content of the turfs before they are accepted and laid. 土壤須排水良好，並屬砂壤土；因此，建造紅磡海濱長廊時，本署要求承建商先沖走草皮的黏土成分，才允許鋪設。
4	Cutting 修剪	The height and frequency of grass cutting should be carefully determined, taking into account the growth rate of the grass during each season and the desired lawn appearance. 須考慮草種每季的生長率和理想的草地外觀，從而審慎決定剪草的高度和次數。
5	Fertilizing 施肥	To maintain a nice green lawn, fertilizing is needed. In general, it is best to apply fertilizers during the growing season of the grass. 草地需要施肥，以維持翠綠。一般來説，最好在草的生長季節施肥。
6	Watering 澆水	Regular watering is needed to keep the underlying soil moist and to ensure healthy growth of grass. 需要定時澆水，以保持泥土濕潤，確保草健康生長。
7	Weeding 清除雜草	To ensure healthy growth of grass, it is important to remove weeds regularly. 為確保草健康生長，定期清除雜草尤為重要。
8	Aeration 草根通氣	Regular aeration by spiking helps air get to the roots and relieves soil compaction. The process will also stimulate horizontal spreading of grass. 定期以長釘打孔，有助空氣透入根部，並紓緩泥土壓實的情況。這程序亦會刺激草橫向伸展。
9	Top-dressing 撒土	Top-dressing is the process of spreading a layer of special soil-mix to fill up depressions or to restore the level of the lawn surface. This process not only enhances the appearance of the lawn, but also stimulates the growth of grass and improves surface drainage. 披泥是在草地的表面施一層特別混合泥土，以填滿凹陷的地方，或修復草地表面的平整。這樣不但改善草地的外觀，亦刺激草的生長，並促進地面排水。
10	Pest and disease control 除蟲及控制疾病	When necessary, suitable amount of pesticides should be applied at appropriate times. During the process, it is necessary to minimise disturbance to the public and erect proper warning notices. 需要時，應在適當時候施以適當分量的殺蟲劑。在這期間，需盡量減低對市民的滋擾，並豎立合適的警告牌。
11	Rolling 碾壓	Rolling with a light roller for newly laid or re-laid turfs helps improve contact between the turfs and the soil, and increase the success rate of lawn. 利用輕型的滾輪在新鋪或重鋪的草地碾壓，有助改善草皮與泥土的接觸，並提升草地的存活率。

Because of the above requirements, the annual maintenance cost of a lawn can be as high as \$80/m² (compared with about \$14/m²/year for shrub planting).

由於上述各種要求，草地的保養費用每年可高達80元/平方米（相比於種植灌木每年的保養費用約為14元/平方米）。

Treasure Hunting 尋寶專家

If you think that the person shown in the photo is a treasure hunter, you are right. He is indeed our GMP treasure hunter (though of an unconventional kind). He will be extremely disappointed if he finds metals beneath the ground surface.

圖中人是尋寶專家？對了。他正是本署綠化總綱圖的「尋寶專家」。他有別於傳統的尋寶專家，因為他一旦發現地面下有金屬，便會大為失望。

Underground utilities are probably the biggest obstacle to tree planting. In the past, we assessed the feasibility of tree planting proposals through checking with utility records provided by utility undertakers and verification by on-site trial pit excavation. Both methods have drawbacks. Utility records show only the rough alignments of the underground utilities and generally do not indicate the depth below ground. Trial pit excavation is expensive and time consuming, and can only reveal the underground conditions at individual spots.

植樹最大的障礙可能是地下公用事業設施。過去，為評估植樹的建議是否可行，我們會查核公用事業機構所提供的設施記錄，並實地挖掘探井確定。這兩個方法均有不足之處。設施記錄只載列設施大概的走線，而且一般不會顯示地面下的深度；至於探井挖掘，不但費用高昂又費時，而且只能顯示個別地點的地下狀況。

Now, for the development of GMPs for the New Territories, we adopt the latest technology in 'no-dig' utility detection to reveal the existence of underground metallic cables or pipes. Involving only the use of a hand-held device to scan the ground surface (as shown in the photo), this method is quick and inexpensive, and therefore can be deployed for initial screening of every potential location for tree planting at conceptual design stage. It can also cover a large area economically, thus helping to pinpoint underground free spaces between utilities for tree planting. This method would also minimise inconvenience to the public by avoiding temporary closure of roads and footpaths for trial pit excavations. The main restriction of this method is that non-metallic utilities, such as concrete pipes and plastic pipes, cannot be detected. Nevertheless, this method, together with trial pit excavation, should help eliminate infeasible tree planting proposals at the early stage of development of GMPs, thus closing the gap between what are proposed in the GMPs and what are finally achieved.

現在，為制訂新界綠化總綱圖，我們採用最新的「免挖掘」技術，偵測公用事業設施，以找出地下金屬線或金屬管的位置。這方法只需使用手提裝置掃描地表（如圖所示），既快捷又廉宜，因此能在概念設計階段使用，以初步篩選每個潛在的植樹位置。此外，這個方法覆蓋面廣，合乎經濟效益，有助尋找地下設施之間是否有足夠空間植樹；同時亦可避免臨時封鎖道路及行人路，以挖掘探井，因此能減低對市民所造成的不便。這個方法主要的限制，是不能偵測非金屬的公用事業設施，例如混凝土管道及膠管。不過，如把這個方法與探井挖掘結合，便能在制訂綠化總綱圖的最初階段，撇除不可行的植樹建議，因此能令綠化總綱圖的建議與最終成果盡量吻合。

We Love Green Life
熱愛綠色生活

Joint Effort of All

The Steering Committee on Greening, Landscape and Tree Management chaired by the Permanent Secretary for Development (Works) and the Greening Master Plan Committee chaired by the Director of Civil Engineering and Development provide guidance and oversee the development and implementation of GMPs. These committees comprise senior staff from all relevant bureaux and departments, reflecting the high priority of the Government to improve the quality and quantity of greenery in the territory.

攜手合作 協德同心

由發展局常任秘書長（工務）擔任主席的綠化、園境及樹木管理督導委員會以及由土木工程拓展署署長擔任主席的綠化總綱委員會，負責督導及監察綠化總綱圖的制訂和推行。上述委員會由有關政策局和部門的高層人員組成，可見政府極之重視綠化工作的質量。

The concerns and comments of government departments on practical aspects have not been overlooked. We have involved the frontline working level staff and formed working groups to resolve important issues, such as traffic safety, land use planning, species selection and post-planting care of plants, that might arise during the development and implementation of GMPs.

The residents are the ultimate beneficiary of the GMP initiative and the final judge as to whether the GMPs meet their needs and expectation. They also have the local knowledge of the characteristics of the districts, greening conditions and potential planting sites. Public participation, therefore, is a key process in GMP development.

Public participation is manifested at various stages of GMP development and implementation:

- In the beginning, we introduced the GMP initiative to each relevant District Council;
- We invited the District Councillors to form a District Participation Group (DPG) to partner with us throughout the course of GMP development and to advise us on the greening of the district;
- We organised community forums and site visits jointly with the DPGs to collect the views and suggestions of individual residents and stakeholders;

在執行層面，我們充分考慮各有關部門所關注的事項和意見，並邀請前線工作人員組成工作小組，以解決在制訂和推行綠化總綱圖期間可能出現的問題，例如交通安全、土地用途的規劃、植物品種的選取以及植物栽種後的護理。

居民是綠化總綱圖計劃的最終受惠者，亦是評價綠化總綱圖是否符合他們的需要和期望的最後裁判。由於他們熟悉區內的特色、綠化景況和可能的栽種地點，所以公眾的參與是制訂綠化總綱圖的重要一環。

公眾的參與在制訂及落實綠化總綱圖的各個階段以不同方式體現：

- 首先，我們會向各有關區議會簡介綠化總綱圖計劃；
- 邀請區議員組成地區參與小組，在綠化總綱圖的制訂過程中，與我們攜手合作，就地區的綠化工作提供意見；
- 與地區參與小組合辦社區論壇及實地視察，藉此收集居民和相關人士的意見和建議；

■ Active discussion in community forums
社區論壇的熱烈討論

▲ Community planting ceremony
社區植樹典禮

◄ Local residents participated in our planting activity
居民參與植樹活動

► Site visit
實地視察

- We sought the support of the District Councils before finalising the GMPs and proceeding to funding application and implementation;
- Prior to execution of the works, we circulated leaflets to the neighbouring residents to explain our works;
- We organised community planting ceremonies and where feasible invited the local residents to participate in our planting activities.

We believe that public participation not only enables us to tap into valuable local knowledge about a district but also promotes ownership of the GMPs by the local residents, which is instrumental to the smooth implementation and long-term caring of vegetation.

- 尋求區議會的支持，然後為綠化總綱圖定稿，及申請撥款，以落實綠化總綱圖；
- 在執行工程前，我們會向附近的居民派發小冊子，說明有關工程；
- 在工程進行期間，舉辦社區植樹典禮，並盡可能邀請附近居民參與植樹活動。

我們深信公眾的參與不僅讓我們得悉有關區內情況的寶貴資料，亦可提高綠化總綱圖的認受性，有利於順利落實栽種工作和植物的長遠護理。

Do Not Damage Tree Bark 切勿破壞樹皮

Vandalism like scratching of a tree bark is not uncommon. Many people think that a tree with a large trunk should be able to tolerate a scratch on its surface. This is wrong. Although bark varies enormously in form and thickness amongst different tree species, it serves as a protective barrier similar to our skin. In addition, tree bark contains an inner layer, called phloem, which is one of the important fibrovascular transport systems conducting organic substances (for example vitamins and plant hormones) necessary to support both vitality and growth of a tree. More importantly, tree's most active cell layer for stem growth, called cambium, lies immediately next to phloem. A scratch on the surface of a trunk can easily damage both the phloem and the cambium. Trees would decline prematurely and may even die as a result of bark damage.

刮破樹皮等破壞樹木行為甚為常見。很多人錯誤地認為樹幹粗大的樹木，應能抵受樹皮被刮破。雖則不同樹種的樹皮外形及厚薄各異，其樹皮均同樣地為樹木提供保護，一如我們的皮膚作為身體的保護層。此外，樹皮包含一層稱為「韌皮部」的內層，這維管組織的輸送系統尤為重要，負責傳送所需的有機物質（例如維生素、植物激素），以供樹木生長和生存。緊貼「韌皮部」的一層薄組織，稱為「形成層」，這是幹徑得以增長的重要組織。樹幹表面的一道刮痕，往往能輕易破壞韌皮部及形成層，令樹木過早衰老，甚致提前枯萎。

Getting the Green message across
推廣綠化信息

Education and Promotion

Apart from designing and implementing the greening works, we also promote greening by explaining its benefits to the public through interviews with the media and through exhibitions and talks to schools, tertiary institutions and relevant professional bodies.

教育與推廣

我們除負責設計及落實綠化工程外，亦透過傳媒訪問及為中小學、大專院校及相關專業團體舉辦講座及展覽會，向公眾宣揚綠化的好處。

Blossoming and bearing fruit
開花結果

Appreciation and Awards

During the course of implementation of the GMPs, we received letters of appreciation from the public from time to time, which are strong impetus to us. In addition, our GMP projects won the following awards:

- 2010 Hong Kong Institute of Landscape Architects Landscape Design Award - Award of Merit in Landscape Planning / Research Study
- 2008 Hong Kong Institute of Landscape Architects Landscape Design Awards - Silver Medal in Environmental Design Project
- 2006 UK Landscape Institute Awards - Highly Commended Item in Local Landscape Planning Category
- 2006 Hong Kong Institute of Landscape Architects Landscape Design Awards - Award of Merit in Landscape Planning and Research Study

讚賞及獎項

在進行綠化總綱圖工程期間，我們不時收到市民來信，表示讚賞，給予我們莫大的鼓舞。此外，綠化總綱圖計劃獲得以下的獎項：

- 2010年香港園境師學會設計獎 – 園境規劃及研究項目組別優異獎
- 2008 年香港園境師學會設計獎 – 環境設計專案組別銀獎
- 2006 年英國園境師學會獎 – 園境規劃類別中評定為表揚項目
- 2006 年香港園境師學會設計獎 – 園境規劃及研究項目組別優異獎

Care and Effort
一份關心，一分努力

Your Participation

Greening is not the sole responsibility of the Government or CEDD. Every Hong Kong citizen has a role to play: expressing your ideas about greening, greening your own premises, participating in the proposed greening works in public areas and most importantly caring of plants. If you would like to contribute in any way, please contact us at:

The Land Works Division
(Attn: Chief Engineer/Land Works)
Civil Engineering and Development Department,
2/F, Civil Engineering and Development Building,
101 Princess Margaret Road, Homantin, Kowloon.
E-mail : enquiry@cedd.gov.hk
Tel : 2762 5620
Fax : 2714 0079

你的參與

綠化工作不單是政府或土木工程拓展署的責任，全港市民都可出一分力：表達你對綠化工作的意見、綠化你的住所、參與公共地方的綠化工程，而最重要的是愛護植物。如欲提出任何意見或建議，請聯絡我們：

九龍何文田公主道101號
土木工程拓展署大樓2樓
土木工程拓展署
土地工程部
（經辦人：總工程師／土地工程）
電郵：enquiry@cedd.gov.hk
電話：2762 5620
傳真：2714 0079

Myths and Truths Related to Planting
有關種植的誤解與真相

1.

Myth : With good care, trees never die.
Truth : Trees, like other living organisms, have a life cycle. They grow, age, become weak and die.

誤解： 只要悉心打理，樹木不會枯死。
真相： 樹木與其他生物一樣有生命周期，經歷成長、老化、變弱，最後枯死。

2.

Myth : All plants are good for the environment.
Truth : Some plant species can cause imbalance to the local ecosystem and biodiversity, and thus should be controlled. These species include 1 *Mikania micrantha* (薇甘菊 Mile-a-minute Weed) and 2 *Leucaena leucocephala*(銀合歡 White Popinac), which are highly invasive and fast growing, and crowd out other vegetation, including native species.

誤解： 所有植物都對環境有益。
真相： 有些植物品種可導致本地生態系統和生物多樣性出現不平衡，因此應受到控制。這些品種包括 1 薇甘菊和 2 銀合歡，它們具侵略性又生長迅速，並會扼殺其他植物（包括本地植物）的生長空間。

3.

Myth : All trees affected by development projects should be transplanted.
Truth : In deciding whether to transplant a tree affected by development projects, we have to balance a number of factors, including the health conditions of the tree, its value, age and life expectancy as well as the expected chance of survival after transplanting. For instance, trees in poor health conditions may not be able to survive the transplanting process, and mature trees of species with short lifespan, such as *Acacia confusa* (台灣相思), would not be worth transplanting. In these cases, it is more effective to remove the trees and compensate for the loss by new plantings

誤解： 所有受發展工程影響的樹木都應移植。
真相： 在決定是否移植受工程影響的樹木時，我們必須平衡多個因素，包括樹木的健康狀況、價值、樹齡、預期壽命，以及移植後樹木的預計生存機會。例如，健康狀況欠佳的樹木未必能在移植過程後存活過來。此外，屬壽短品種的成熟大樹，如台灣相思，並不值得移植。在這些個案中，移除樹木及補種樹木會更有效益。

4.

Myth : Trees should be preserved by all means even when they pose a significant risk to the public.
Truth : Tree management has to be tackled in a comprehensive and sustainable manner. We have to balance the costs and effort of carrying out measures necessary for preservation of a tree which poses a significant risk to the public with other factors, like its health conditions, value, the expected chance of recovery and the remaining lifespan. Sometimes, a defect of a tree, such as a large cavity, cannot be remedied and a life-long monitoring programme of the tree conditions has to be undertaken. For an Old and Valuable Tree, substantial costs and effort for preservation would probably be justified. For an ordinary tree with fast growth rate, it may be more effective to plant a new tree(s) to replace the problematic tree.

誤解： 即使樹木對公眾帶來重大風險，都應用盡所有方法保留。
真相： 樹木管理必須以全面和可持續的方式進行。我們考慮保留一棵對公眾有重大風險的樹木時，必須平衡有關的成本和功夫及其他因素，例如樹木的健康狀況、價值、預計復元的機會和餘下壽命。某些毛病，例如大的樹洞，並不能根治，必須長期監察。古樹名木冊內的樹木或值得投放較多資源予以保留；至於生長迅速的普通樹木，重新種植可能更有效益。

5.

Myth : Evergreen trees never shed leaves.
Truth : Evergreen trees do shed leaves. However, unlike deciduous trees, evergreen trees do not shed all their leaves within a short period as a result of weather change.

誤解： 常綠樹不會落葉。
真相： 常綠樹也會落葉，但不會如落葉樹木般因天氣變化而在短時間內掉下全部樹葉。

6.

Myth : Roots grow vertically downwards.
Truth : The majority of the roots of most plant species are found within the top 1m of soil where moisture and oxygen are more readily available.

誤解： 樹根是往下直向生長的。
真相： 大部分植物品種的根都是在離地面一米的頂層泥土生長，這樣較容易吸取水分和氧氣。

7.

Myth : Planting trees deeper promotes tree growth.
Truth : Planting a tree too deep, i.e. with its root collar buried in soil, may lead to suffocation of the tree or rotting of the base of the tree trunk.

誤解： 把樹木植入較深的泥土有利樹木生長。
真相： 把樹木植入太深的泥土，即把根領植入泥土之中，可能會導致樹木窒息或樹幹底部腐爛。

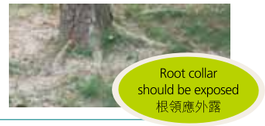

8.

Myth : Always stake trees after planting.
Truth : Good trees with sizable root balls do not require staking. As staking may restrict trunk movement, it limits the development of the trunk and the root system and therefore weakens the tree's stability in the long run. In any case, the stakes should be removed as soon as the tree is securely anchored on its own.

誤解： 植樹後應該加以支撐。
真相： 泥膽大的健康樹木無須支撐。支撐樹木會妨礙樹幹活動，限制樹幹和樹根的發展，長遠來說，會削弱樹木的穩固性。無論如何，當樹木可以自行穩固直立時，應盡快拆除支撐物。

9.

Myth : In order to stabilize trees and prevent them from being blown over by strong wind, soil around tree roots should be highly compacted.
Truth : There will not be sufficient oxygen in highly compacted soil, and carbon dioxide may accumulate. Furthermore, roots cannot grow easily in highly compacted soil. These all affect the health of the trees or may even kill the trees.

誤解： 為穩固樹木，防止被強風吹倒，應壓實樹根周圍的泥土。
真相： 壓實的泥土沒有足夠的氧氣，並可能積聚二氧化碳。此外，樹根不易在壓實的泥土生長。這些情況均會影響樹木的健康，甚至可能令其枯死。

10.

Myth : Trees have great tolerance of abuse by external factors.
Truth : Trees are living organisms. Abuse by external factors can adversely affect their health condition. Trees may even die as a result of serious abuse.

誤解： 樹木能夠抵禦種種外來傷害。
真相： 樹木是生物，外來的各種傷害會影響其健康狀況，嚴重的傷害會導致樹木死亡。

11.

Myth : Topping is good for trees.
Truth : Topping causes serious damage to trees. In addition to creating deformed trees, topping causes wounds, which make the trees susceptible to pest and disease attacks. Also, the newly grown branches are weakly attached to tree trunk and can break or fall easily, particularly during strong winds.

誤解： 截頂對樹木有益。
真相： 截頂嚴重傷害樹木。截頂不但使樹木變形，還會造成切口，令樹木容易受害蟲和疾病侵害。此外，新長出的枝條與樹幹接合並不牢固，強風下尤其容易截斷和掉下。

Myths and Truths Related to Planting
有關種植的誤解與真相

12.

Myth : Wounds of trees should be treated with cement paste or paint.
Truth : Covering of tree wounds by cement paste or paint may encourage accumulation of moisture and cause decay.

誤解： 樹木的切口應塗上水泥漿或漆料。
真相： 以水泥漿或漆料封蓋樹木的切口，可能會令水分積聚，導致切口腐爛。

13.

Myth : In order to help newly planted trees grow better, we should apply more fertilizer.
Truth : In general, application of fertilizer to newly planted trees is not necessary and wasteful, as the newly planted trees take time to develop new roots for uptake of nutrients and water. In fact, too much fertilizer can cause damage to the trees or may even kill them.

誤解： 為幫助新種的植物長得更茂盛，我們應多施肥。
真相： 一般來說，新種的植物需要時間長出新的根部吸收養分和水分。因此，為新種的植物施肥既無需要又浪費。事實上，過多肥料會損害樹木，甚至可能令其枯死。

14.

Myth : As trees need water to grow, we should irrigate them as often as we could and always keep the soil soaked with water.
Truth : Although trees need water to grow, tree roots also need oxygen for respiration. Too much water with poor drainage system will cause water-logging and deplete oxygen in the soil. This may kill the trees.

誤解： 由於樹木需要水分生長，因此我們應盡量灌溉，並不斷保持泥土浸滿水分。
真相： 雖然樹木需要水分生長，但樹根亦需要呼吸氧氣。水分太多，加上排水系統不良，會導致泥土積水和缺氧，可能令樹木枯死。

15.

Myth : No plants can grow in shaded locations, such as underneath flyovers.
Truth : There are many shade-tolerant plants that can grow well in the shade, for example, *Schefflera heptaphylla* (鴨腳木 Ivy Tree) and *Philodendron selloum* (春羽 Lacy Tree Philodendron). The important issue is that rainwater cannot reach locations like those underneath flyovers, and therefore the plants have to be manually or automatically irrigated. Nevertheless, depending on what plant species selected, adequate headroom and sunlight should be allowed for better plant growth.

誤解： 沒有植物能在陰暗的地方，例如在橋底生長。
真相： 很多耐陰植物，例如鴨腳木和春羽，均可在陰暗的地方生長茂盛，最大的問題只是雨水無法到達橋底等地方，因此，必須安排人工或自動灌溉。儘管如此，視乎所選擇的植物品種，應按需要提供足夠的淨空高度和陽光，讓植物生長得更茂盛。

16.

Myth : Tree roots like to grow around and damage underground utilities (UUs).
Truth : Tree roots grow in soil where there are water, nutrients and oxygen. UUs do not particularly attract the roots unless water can be located around the UUs, e.g. in the case of a leaking water pipe.

誤解： 樹根喜歡生長至地下公用設施，並對這些設施造成損害。
真相： 樹根在含有水分、養分和氧氣的泥土生長。除非地下公用設施周圍有水分可供吸取，例如滲漏的水管，否則地下公用設施不會特別吸引樹根生長。

17.

Myth : Piling soil and shrub on top of root collar is good for trees.
Truth : Soil piling above root collar would lead to suffocation of roots and decay at the lower trunk/root collar

誤解： 在根領上堆積泥土或栽種灌木是對樹木好。
真相： 在根領上堆積泥土會導致根系呼吸窒息和根領/樹幹基部腐爛。

For details, please refer to http://www.greening.gov.hk/en/preservation/new/spaceAtTreeBase.jpg
詳情請瀏覽：http://www.greening.gov.hk/tc/preservation/new/spaceAtTreeBase_Chi.jpg

Useful Links Related to Greening
綠化相關網址

1. Greening website 綠化網站	
Website of the Development Bureau	http://www.greening.gov.hk/en/index.html
發展局網址	http://www.greening.gov.hk/tc/index.html
2. Greening Master Plans 綠化總綱圖	
Website of the Civil Engineering and Development Department	http://www.cedd.gov.hk/eng/greening/index.htm
土木工程拓展署網址	http://www.cedd.gov.hk/tc/greening/index.htm
3. Plant Species 植物品種	
How to Choose a Species for Planting?	http://www.greening.gov.hk/en/planting_knowledge/species_for_planting.html
如何選擇植樹的品種？	http://www.greening.gov.hk/tc/planting_knowledge/species_for_planting.html
Use of Native Plant Species in Public Works Projects	http://www.greening.gov.hk/en/planting_knowledge/public_work_projects.html
本土植物在工務工程的應用	http://www.greening.gov.hk/tc/planting_knowledge/public_work_projects.html
Hong Kong Plant Database of the Agriculture, Fisheries and Conservation Department	http://www.hkherbarium.net/Herbarium/frame.html
漁農自然護理署香港植物資料庫	http://www.hkherbarium.net/Herbarium/C_frame.html
Leisure and Cultural Services Department's Photo-Gallery of Hong Kong Ornamental Plants	http://www.lcsd.gov.hk/green/en/tree_passage.php
康樂及文化事務署香港觀賞植物照片廊	http://www.lcsd.gov.hk/green/b5/tree_passage.php
The Agriculture, Fisheries and Conservation Department's website on controlling Mikania	http://www.afcd.gov.hk/english/conservation/con_flo/About_Mikania/about_mikania.html
漁農自然護理署有關薇甘菊防治工作的網站	http://www.afcd.gov.hk/tc_chi/conservation/con_flo/About_Mikania/about_mikania.html
4. Old and Valuable Trees in Hong Kong 香港的古樹名木	
Leisure and Cultural Services Department's Register of Old and Valuable Trees	http://ovt.lcsd.gov.hk/ovt/index.jsp?lang=en
康樂及文化事務署古樹名木冊	http://ovt.lcsd.gov.hk/ovt/index.jsp?lang=b5

Useful Links Related to Greening
綠化相關網址

5. Tree Maintenance and Management 樹木護養及管理	
Tree Maintenance and Management	http://www.greening.gov.hk/en/management/tree_m_and_m.html
樹木護養及管理	http://www.greening.gov.hk/tc/management/tree_m_and_m.html
6. Proper planting practices 正確種植方法	
Proper planting practices	http://www.greening.gov.hk/en/planting_knowledge/proper_planting_practicest.html
正確種植方法	http://www.greening.gov.hk/tc/planting_knowledge/proper_planting_practicest.html
7. Skyrise Greenery 高空綠化	
Skyrise Greenery	http://www.greening.gov.hk/en/new_trend/skyrise_intro.html
高空綠化	http://www.greening.gov.hk/tc/new_trend/skyrise_intro.html
8. Other Useful Links 其他相關網址	
The Greening Policy	http://www.greening.gov.hk/en/about_gltms/greening_policy.html
綠化政策	http://www.greening.gov.hk/tc/about_gltms/greening_policy.html
Benefits of Greening	http://www.greening.gov.hk/en/people_tree_harmony/benefits.html
園林綠化的優點	http://www.greening.gov.hk/tc/people_tree_harmony/benefits.html
Government's Greening Works	http://www.greening.gov.hk/en/gov_greening_works/greening_works.html
政府綠化工作	http://www.greening.gov.hk/tc/gov_greening_works/greening_works.html
Planting Records	http://www.greening.gov.hk/en/people_tree_harmony/planting_records.html
栽種植物記錄	http://www.greening.gov.hk/tc/people_tree_harmony/planting_records.html
The Environment and Conservation Fund	http://www.ecf.gov.hk/en/home/index.html
環境及自然保育基金	http://www.ecf.gov.hk/tc/home/index.html



TdA - concept and design www.tda.com.hk

Civil Engineering and
Development Department
HKSAR Government
香港特別行政區政府
土木工程拓展署

www.cedd.gov.hk

Printed by Government Logistics Department
(Printed with environmentally friendly ink and paper)