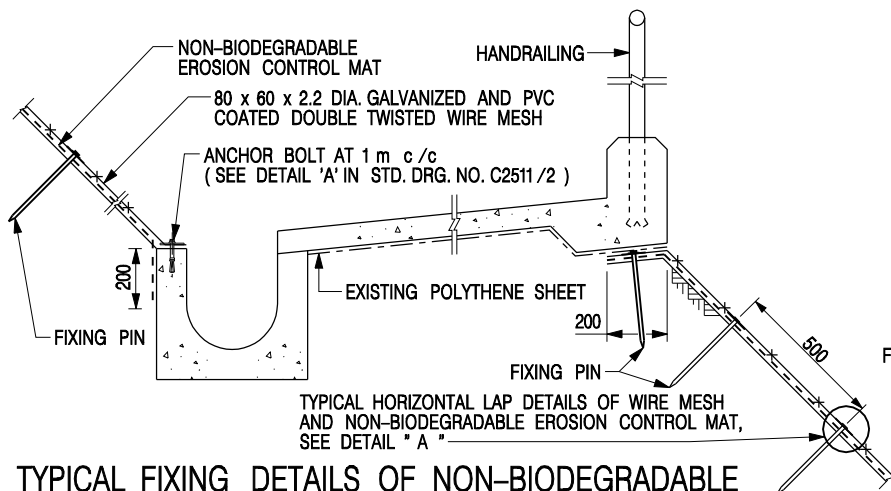


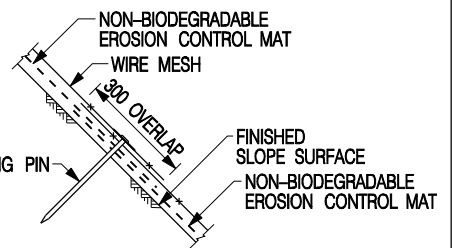
TYPICAL FIXING DETAILS OF NON-BIODEGRADABLE EROSION CONTROL MAT ON EXISTING BERM

SCALE 1:25



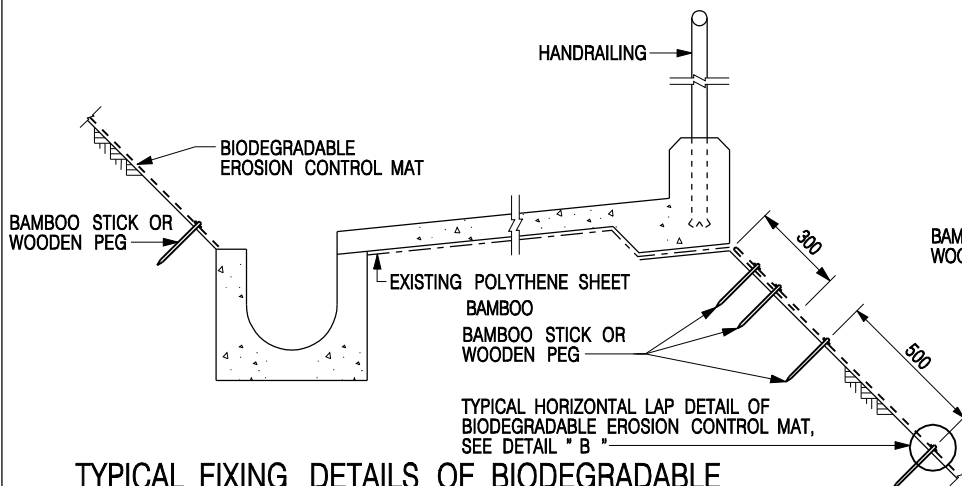
TYPICAL FIXING DETAILS OF NON-BIODEGRADABLE EROSION CONTROL MAT ON NEW BERM

SCALE 1:25



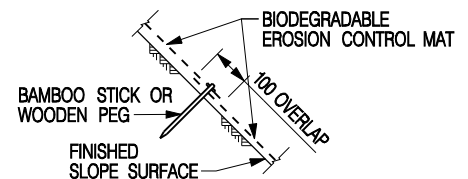
DETAIL "A"

SCALE 1:20



TYPICAL FIXING DETAILS OF BIODEGRADABLE EROSION CONTROL MAT ON EXISTING / NEW BERM

SCALE 1:25



DETAIL "B"

SCALE 1:20

NOTES:

1. ALL DIMENSIONS ARE IN MILLIMETRES.
2. THE WIRE MESH SHEETS SHALL BE VERTICALLY CONNECTED BY 2.2 mm DIA. NORMAL GALVANIZED AND PVC COATED BINDING WIRE AND HORIZONTALLY CONNECTED BY 300 mm OVERLAP WITH FIXING PIN AT 500 mm c/c.
3. FOR TYPICAL BERM DETAILS, SEE STD. DRG. NO. C2410.
4. FOR DETAILS OF BERM WITH HANDRAILING, SEE STD. DRG. NO. C2409.
5. FOR TYPICAL ANCHOR BOLT AND FIXING PIN DETAILS, SEE STD. DRG. NO. C2511/2.
6. FOR EROSION CONTROL MAT FIXING DETAILS SEE GS CLAUSE 7.141.
7. OPENINGS SHALL BE PROVIDED FOR EXISTING TREES IN THE EROSION CONTROL MAT AND WIRE MESH. THE DIAMETER OF THE OPENINGS SHALL BE THE DIAMETER OF THE TREE TRUNK AT GROUND LEVEL PLUS 200mm MIN.
8. MINIMUM SIZE OF 25 x 50 x 300mm SHALL BE PROVIDED FOR WOODEN PEG.
9. MINIMUM SIZE OF 10mm DIAMETER WITH 200mm LONG SHALL BE PROVIDED FOR BAMBOO STICK.

E	MINOR AMENDMENT & SECTION ADDED.	Original Signed	07.2018
D	FIXING DETAILS OF BIODEGRADABLE EROSION CONTROL MAT ADDED.	Original Signed	12.2017
C	MINOR AMENDMENT & NOTES ADDED.	Original Signed	2.2008
B	DETAILS FOR ANCHOR BOLT ADDED.	Original Signed	12.2005
A	NAME OF DEPARTMENT AMENDED.	Original Signed	01.2005
-	NEW ISSUE.	Original Signed	12.2002
REF.	REVISION	SIGNATURE	DATE

FIXING DETAILS FOR EROSION CONTROL MAT AND WIRE MESH WITH SOIL NAILS
(SHEET 1 OF 2)



CIVIL ENGINEERING AND DEVELOPMENT DEPARTMENT

SCALE AS SHOWN

DRAWING NO.

DATE DEC 2002

C2511 / 1E