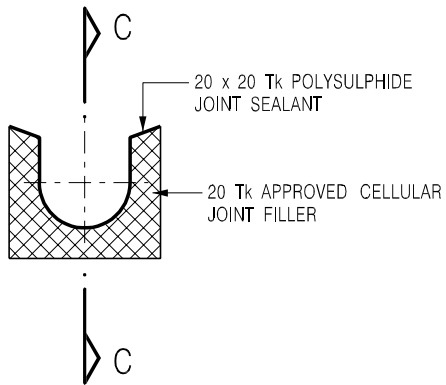
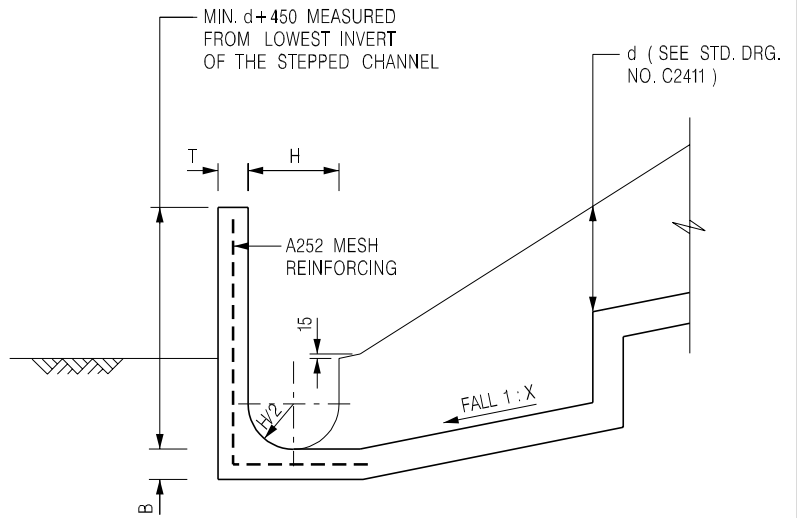
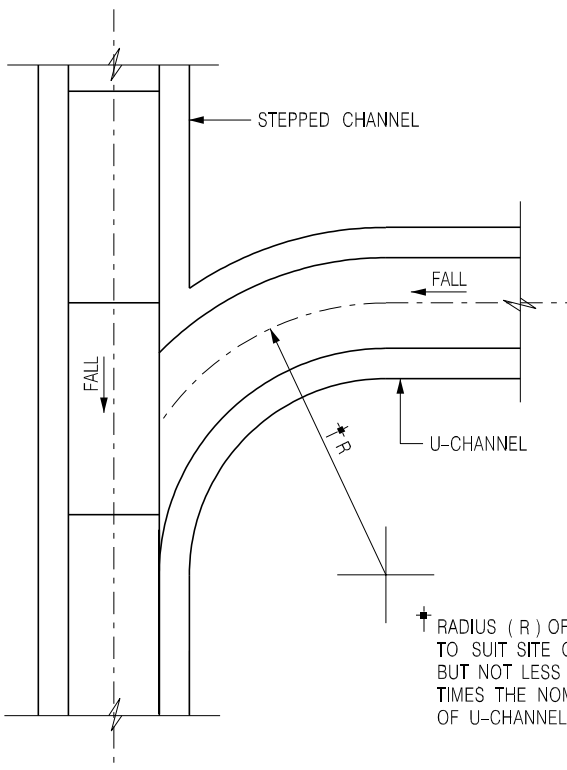


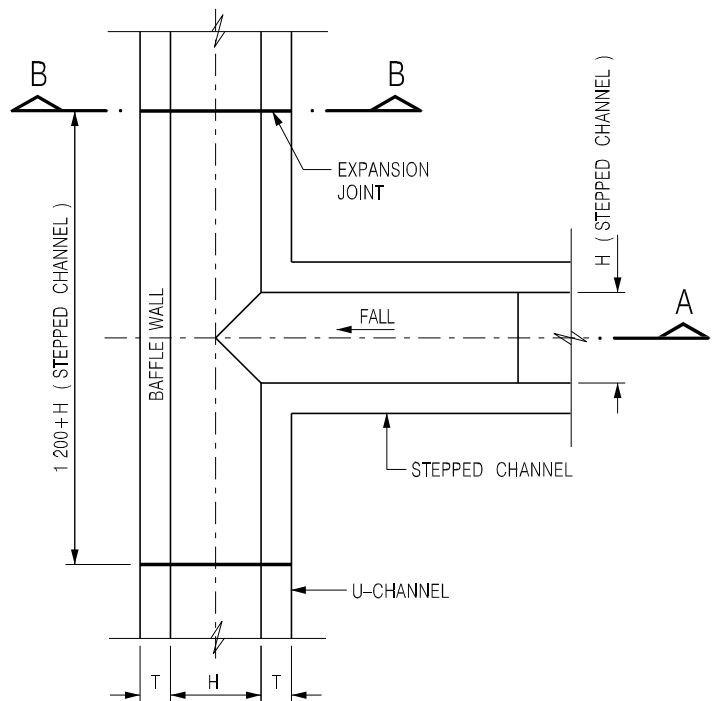
SECTION C - C



SECTION B - B
(DETAILS OF EXPANSION JOINT)



SECTION A - A



NOTES:

1. ALL DIMENSIONS ARE IN MILLIMETRES.
2. EXPANSION JOINTS SHALL BE PROVIDED AT A MAXIMUM INTERVAL OF 10 METRES.
3. CONCRETE SURFACE SHALL BE CLASS U2 OR F2 AS APPROPRIATE.
4. FOR DIMENSIONS B, T, H AND d, REFER TO RELEVANT CHANNEL DETAIL DRAWINGS.
5. $20 \leq X \leq 50$ UNLESS OTHERWISE SPECIFIED.
6. CONCRETE TO BE COLOURED AS SPECIFIED.

D	NAME OF DEPARTMENT AMENDED.	Original Signed	01.2005
C	MINOR AMENDMENT.	Original Signed	08.2001
B	MINOR AMENDMENT.	Original Signed	3.94
A	MINOR AMENDMENT.	Original Signed	11.92
REF.	REVISION	SIGNATURE	DATE

JUNCTION OF STEPPED
AND U-CHANNELS



CIVIL ENGINEERING AND
DEVELOPMENT DEPARTMENT

SCALE 1 : 25

DRAWING NO.

DATE JAN 1991

C2413D