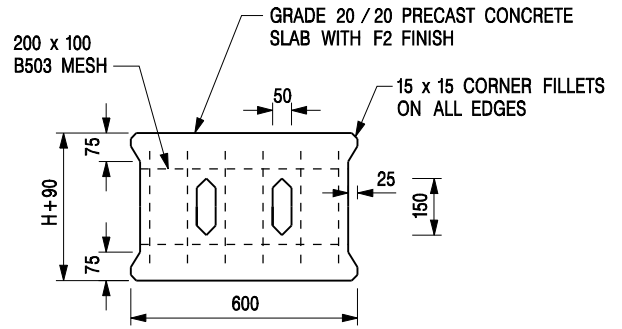


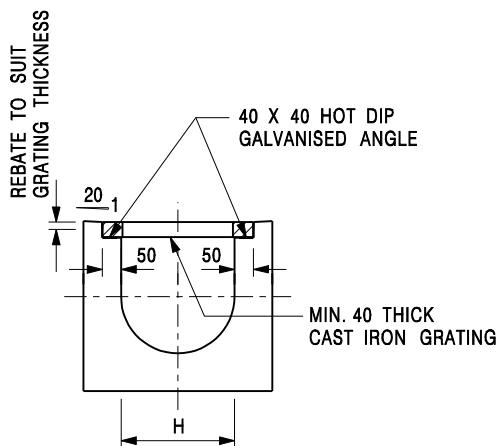
TYPICAL SECTION



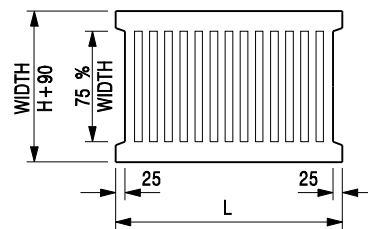
PLAN OF SLAB

U-CHANNELS WITH PRECAST CONCRETE SLABS

(UP TO H OF 525)



TYPICAL SECTION



L = 600mm FOR H ≤ 375mm
L = 400mm FOR H > 375mm

CAST IRON GRATING

(DIMENSIONS ARE FOR GUIDANCE ONLY, CONTRACTOR MAY SUBMIT EQUIVALENT TYPE)

U-CHANNEL WITH CAST IRON GRATING

(UP TO H OF 525)

NOTES:

- ALL DIMENSIONS ARE IN MILLIMETRES.
- H=NOMINAL CHANNEL SIZE.
- ALL CAST IRON FOR GRATINGS SHALL BE GRADE EN-GJL-150 COMPLYING WITH BS EN 1561.
- FOR COVERED CHANNELS TO BE HANDED OVER TO HIGHWAYS DEPARTMENT FOR MAINTENANCE, THE GRATING DETAILS SHALL FOLLOW THOSE AS SHOWN ON HyD STD. DRG. NO. H3156.

| | | | |
|-------------|--------------------------------|------------------|-------------|
| E | NOTES 3 & 4 AMENDED. | Original Signed | 12.2014 |
| D | NOTE 4 ADDED. | Original Signed | 06.2008 |
| C | MINOR AMENDMENT. NOTE 3 ADDED. | Original Signed | 12.2005 |
| B | NAME OF DEPARTMENT AMENDED. | Original Signed | 01.2005 |
| A | CAST IRON GRATING AMENDED. | Original Signed | 12.2002 |
| REF. | REVISION | SIGNATURE | DATE |

**COVER SLAB AND CAST IRON
GRATING FOR CHANNELS**



**CIVIL ENGINEERING AND
DEVELOPMENT DEPARTMENT**

SCALE 1 : 20

DRAWING NO.

DATE JAN 1991

C2412E