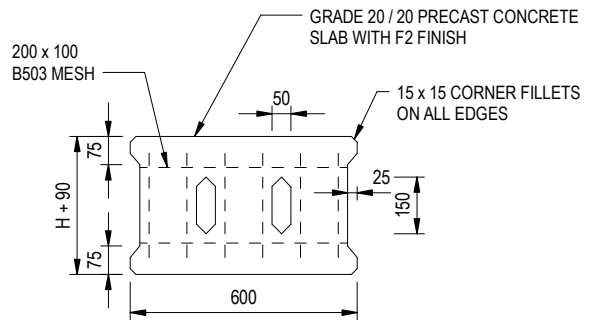


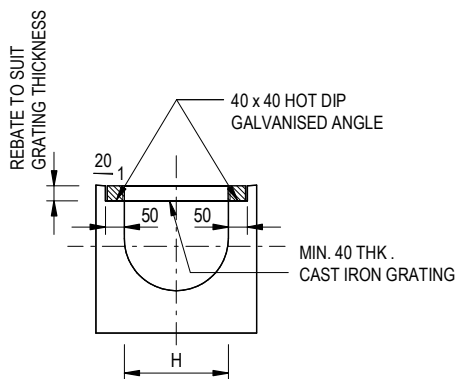
TYPICAL SECTION



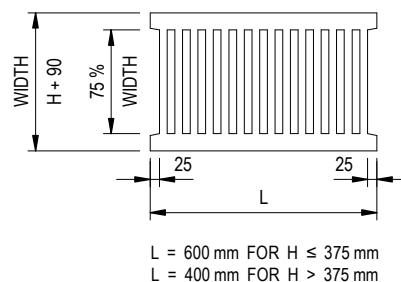
PLAN OF SLAB

U-CHANNELS WITH PRECAST CONCRETE SLABS

(UP TO H OF 525)



TYPICAL SECTION



CAST IRON GRATING

(DIMENSIONS ARE FOR GUIDANCE ONLY, CONTRACTOR MAY SUBMIT EQUIVALENT TYPE)

U-CHANNEL WITH CAST IRON GRATING

(UP TO H OF 525)

NOTES:

1. ALL DIMENSIONS ARE IN MILLIMETRES.
2. H = NOMINAL CHANNEL SIZE.
3. ALL CAST IRON FOR GRATINGS SHALL BE GRADE EN-GJL-150 COMPLYING WITH BS EN 1561.
4. FOR COVERED CHANNELS TO BE HANDED OVER TO HIGHWAYS DEPARTMENT FOR MAINTENANCE, THE GRATING DETAILS SHALL FOLLOW THOSE AS SHOWN ON HyD STD. DRG. NO. H3156.

REF.	REVISION	SIGNATURE	DATE
F	BIM OBJECT REVISION.	Original Signed	12.2025
E	NOTES 3 & 4 AMENDED.	Original Signed	12.2014
D	NOTE 4 ADDED.	Original Signed	06.2008
C	MINOR AMENDMENT. NOTE 3 ADDED.	Original Signed	12.2005
B	NAME OF DEPARTMENT AMENDED.	Original Signed	01.2005
A	CAST IRON GRATING AMENDED.	Original Signed	12.2002

COVER SLAB AND CAST IRON GRATING FOR CHANNELS



CIVIL ENGINEERING AND DEVELOPMENT DEPARTMENT

SCALE 1 : 20

DRAWING NO.

DATE JAN 1991

C2412F